

FEW COMMENTS on the two “preliminary” proposed solutions by the CMAs:

1. “Preliminary Solution” proposed by ASC and BNN:
 - Symmetric configuration with 50 μm shim in each quadrant.
 - Preliminary estimation of material cost: ~ 100 CHF/c.m.
 - Preliminary estimation of work: ~ 100 CHF/c.m.

2. “Preliminary Solution” proposed by Alstom:
 - Asymmetric configuration with 125 μm shims every two quadrant (upper and lower).
(NOTE: 125 μm is chosen because is a standard polyimide thickness (like the 50 μm). We are ordering tons of polyimide with this thickness from Kaneka (for the ground insulation); we expect to obtain a better price respect to the other solution).
 - Preliminary estimation of material cost: $\sim 50-70$ CHF/c.m.
(NOTE: a 100 μm (not standard) thickness will cost ~ 200 CHF/c.m.)
 - Preliminary estimation on work not done by Alstom (they want to test before, serious attitude!) but cannot be more expensive of the other one.

3. Mid-plane shim width: $31.0^{\pm 0.25}$ mm (coils nom. dim. 31.4 mm)


4. Shims will be not adhesive (risk of wrinkles is too high); few spot of glue could fix them.

5. It must be tested the correctness of the “asymmetric” proposal (Alstom one), in theory it should be working (correct positioning of the coils is driven by collars cavity), but friction is also present.

6. In parallel it will be convenient to decrease the nominal values of the collaring shims of 50 μm , on the inner and on the outer layer (to re-centre the prestress tolerance and to avoid eventual problems at premises were collaring presses are working close to the limit).

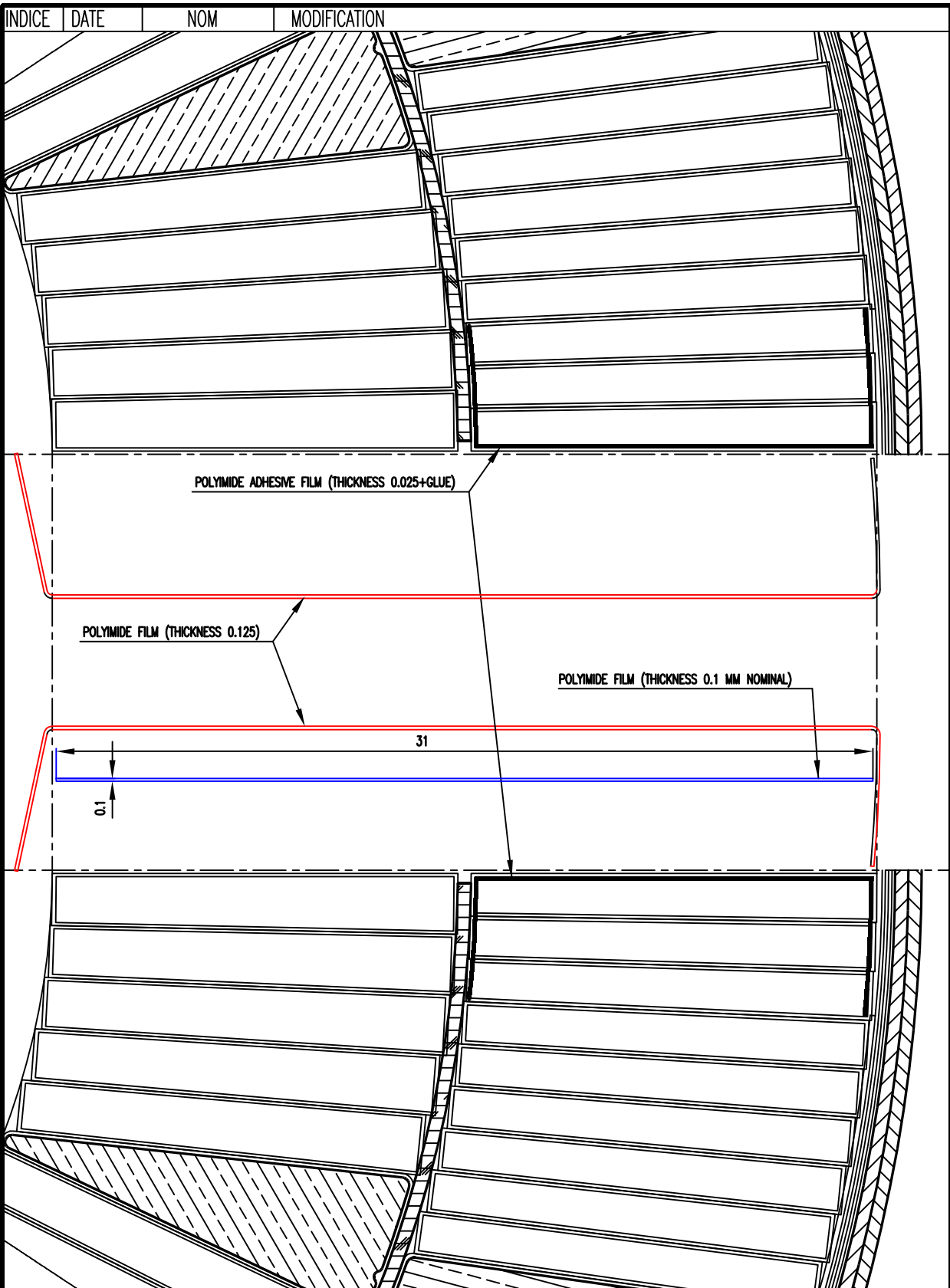
DIMENSION	<=6	> 6	> 30	> 120	> 315	>1000	>2000
USINAGE MOYEN/MEDIUM MACHINING	± 0.1	± 0.2	± 0.3	± 0.5	± 0.8	± 1.2	± 2
MECANO-SOUDURE/WELDED STRUCTURE	± 0.5	± 1	± 2	± 3	± 5	± 7	± 10

DESSIN, RUGOSITE, TOLERANCES
SELON NORMES ISO
DRAWING, RUGOSITY, TOLERANCES
ACCORDING TO ISO STANDARDS



ORGANISATION EUROPEENNE POUR
LA RECHERCHE NUCLEAIRE
EUROPEAN ORGANIZATION OF NUCLEAR RESEARCH
GENEVE

Ce dessin ne peut être utilisé à des fins commerciales sans autorisation écrite
This drawing may not be used for commercial purposes without written authorisation



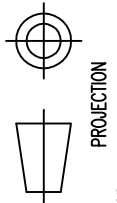
MAG. BEND. MANUFACT. SERIES ACTIVE PART St.st.
MAGNETIC FIELD IMPROVMENT PROPOSAL
ALSTOM VERSION
PROPOSITION POUR OPTIMISATION DU CHAMP MAG.
VERSION ALSTOM

ECHELLE SCALE 5:1	DES/DRA. ROSSI/MODENA/MARTINS	2003-04-07
	CONTROLLED	
	RELEASED	
	APPROVED	
	MAG_FIELD_IMPR_ALST_A4.dwg	
	REPLACE/REPLACES	

CERN	NON VALABLE POUR EXECUTION NOT VALID FOR EXECUTION	QAC	LHCMB__A	SIZE	IND.
				4	

DIMENSION	<=6	> 6	> 30	> 120	> 315	> 1000	> 2000
USINAGE MOYEN/MEDIUM MACHINING	± 0.1	± 0.2	± 0.3	± 0.5	± 0.8	± 1.2	± 2
MECANO-SOUDURE/WELDED STRUCTURE	± 0.5	± 1	± 2	± 3	± 5	± 7	± 10

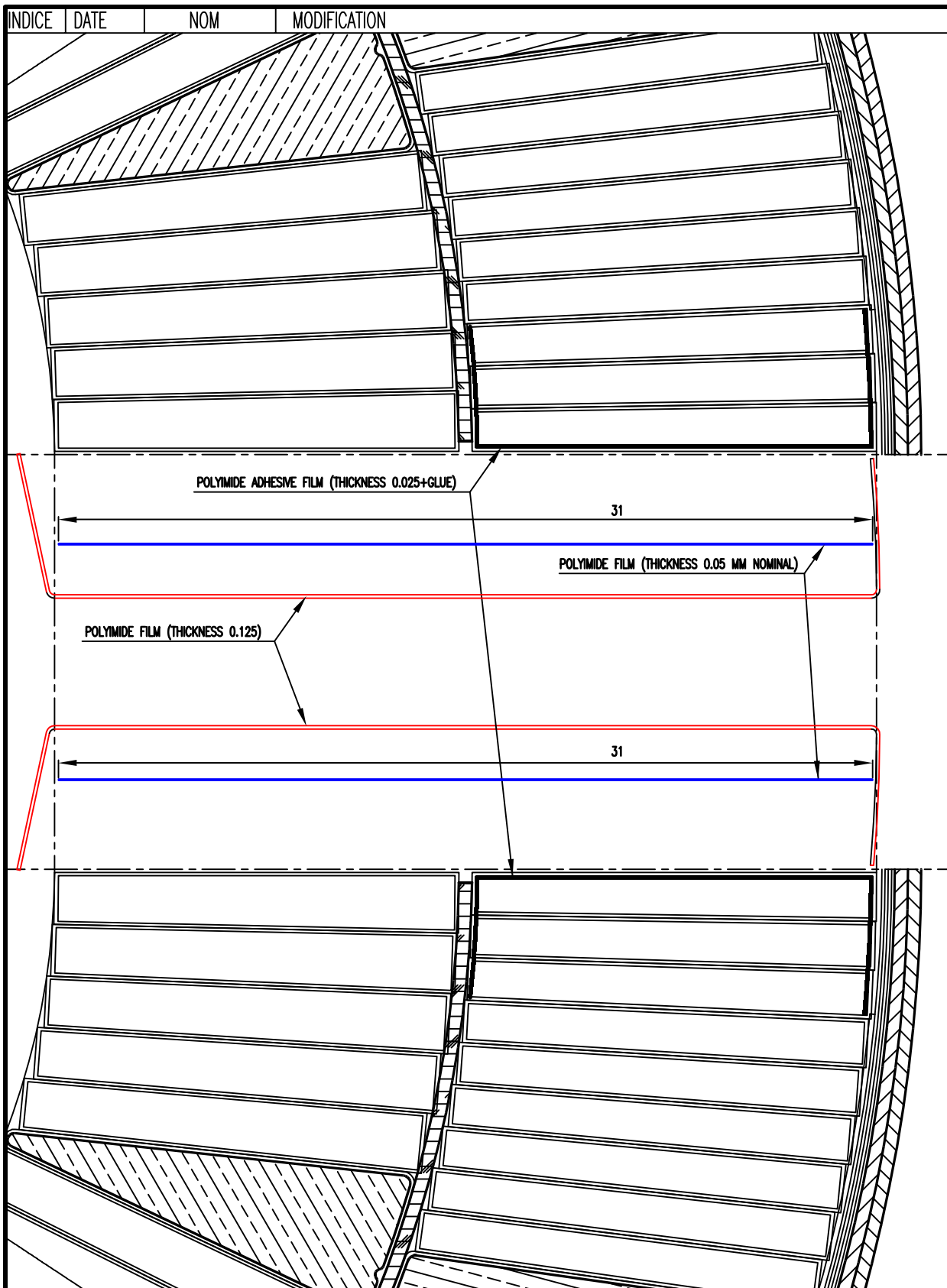
DESSIN, RUGOSITE, TOLERANCES
SELON NORMES ISO
DRAWING, RUGOSITY, TOLERANCES
ACCORDING TO ISO STANDARDS



PROJECTION

ORGANISATION EUROPEENNE POUR
LA RECHERCHE NUCLEAIRE
EUROPEAN ORGANIZATION FOR NUCLEAR RESEARCH
GENEVE

Ce dessin ne peut être utilisé à des fins commerciales sans autorisation écrite
This drawing may not be used for commercial purposes without written authorisation



INDICE	DATE	NOM	MODIFICATION

MAG. BEND. MANUFACT. SERIES ACTIVE PART St.st.	ECHELLE SCALE	DES/DRA.	ROSSI/MODENA/MARTINS	2003-04-07
MAGNETIC FIELD IMPROVMENT PROPOSAL ASC & BNN VERSION PROPOSITION POUR OPTIMISATION DU CHAMP MAG. VERSION ASC & BNN	5:1	CONTROLLED		
		RELEASED		
		APPROVED		
MAG_FIELD_IMPR_BNN_A4.dwg		REPLACE/REPLACES		

CERN	NON VALABLE POUR EXECUTION NOT VALID FOR EXECUTION	QAC	- LHCMB__A	SIZE	IND.
				4	