

# Report on field quality in the main LHC dipole collared coils and cold masses: July-August 2004

E. Todesco, AT-MAS-MA

This report gives data relative to field quality measured in collared coils and cold masses during the period July 1– August 31 2004, comparison to beam dynamics targets and status of the holding points. Updated graphs can be found in the LHC-MMS field quality observatory <http://hc-div-mms.web.cern.ch/hc-div-mms/MMSPAGES/MA/Obs.html>.

EDMS n. 496967

## The dashboard

- Available measurements: 506 collared coils, 448 cold masses, 109 cryodipoles<sup>1</sup>.
- In these two months, notwithstanding the summer holidays, 58 collared coils: 11 from Firm1, 11 from Firm2 and 36 from Firm3.

## What's new

These two months have been rather calm, compared to the previous ones. The problems of bad coil gluing in Firm1 have been solved. The spikes along the axis in Firm2 due to block6 inward radial movements are also considerably reduced. Indeed, a large negative trend in average b3 in Firm2 has been observed. A considerable progress in the understanding of anomalies in Firm2 has been made. Both the trend in b3 and the large systematic a4 (present since the beginning of the production) have been traced back to block6 inward radial movements (see Appendix). Measurements at 1.9 K and at room temperature after thermal cycle have proved that these anomalies are stable, and do not change after testing.

- **Production rate** is at 29 collared coils per month. This rate is considerable, since it includes the slow-down of the activities due to summer holidays. In these two months, 62% of the collared coils have been produced by Firm3.
- **Length of feedback loop:** The minimal delay between collared coil magnetic measurements and magnetic measurements at 1.9 K has been lowered from previous record (2.5 months) to less than 2 months (58 days, obtained for 2065).
- **Trends in b3:** we observe a large decrease of b3 (up to 2.5 units) in Firm2. The positive trend of b3 in Firm3 has disappeared. The systematic is stable, but the Firm2 trend could affect the random component (see Figs. 13 and 14 at pg. 11). The origin of the trend in Firm2 has been traced back (through simulations) to a block6 inward radial movement of up to 0.3 mm in all quadrants, both apertures, and along the whole magnet axis. To avoid having a large b3 spread per sector, an installation strategy that selects magnets with high b3 for one sector, and with low b3 for the next one, is being considered.
- **Trends in b5:** systematic b5 is increasing in Firm2; this trend is related to the trend in b3. Systematic b5 is now at the limit of the target (see Figs. 15 at pg. 12).
- **Trends in a4:** the situation for the systematic  $a_4$  in Firm2 is worsening (see Fig. 25, pg. 15). We have a systematic component of about 0.5 units in the more recent production. The origin of this systematic a4 in Firm2 has been traced back (through simulations) to a block6 inward radial movement of about 0.1 mm in the upper quadrants, both apertures, and along the whole magnet axis.
- **Assembly faults:**
  - In Firm1 the curing cycle has been optimized and the problems of bad gluing have disappeared.
  - In Firm2 we still have some cases of spikes along the axis, which can be traced back to block6 movements. Since the de-collaring of a few of these magnets has shown that the defect cannot be cured, and since quench performances are good, these collared coils have been released.
- **Format of the report:** we also give trend plots of the offsets between measurements at room temperature and at 1.9 K for the most important cases (see pg. 16-18).

---

<sup>1</sup> These numbers refer to complete measurements available in Oracle database; at 1.9 K one has to add 21 incomplete measurements (one aperture missing, or transfer function missing) and 7 to be analysed and loaded [data available on 20<sup>th</sup> July 2004 from MTM web site <http://mtauser.home.cern.ch/mtauser/MTM-AS/ASLogbook.html>].

## CONTENTS

PART I: MEASURED MAGNETS AND ASSEMBLY DATA.....	pg. 3
PART II: MEASUREMENTS VERSUS BEAM DYNAMICS TARGETS.....	pg. 4
2.1 Summary of systematics components.....	pg. 4
2.2 Summary of random components.....	pg. 5
PART III: TRENDS IN FIELD QUALITY.....	pg. 6
3.1 Trends in bending strength.....	pg. 6
3.2 Trends in normal odd multipoles.....	pg. 9
3.3 Trends in normal even multipoles.....	pg. 11
3.4 Trends in skew multipoles.....	pg. 14
3.5 Trends in systematic differences between firms.....	pg. 15
3.6 Trends in correlations to measurements at 1.9 K.....	pg. 16
PART IV: QUALITY CONTROL.....	pg. 18
4.1 Holding point results.....	pg. 18
4.2 Coil waviness.....	pg. 19

### The new format of the report

We remind the reader the most important features of the report.

- The first section deals with the number of measured magnets in the last two months and the assembly data (X-section type and shim size).
- In the second section we have the summary of the measured field quality of all collared coils versus beam dynamics targets. This gives a quick overview of the best guess for the status of field quality versus beam dynamics.
- The third section is devoted to trends in field quality.
  - The trend plots show multipole moving averages for each manufacturer versus the magnet progressive number<sup>2</sup>. Each marker is the average of 5 measurements:
    - the collared coil characterized by the progressive number in the horizontal axis
    - the two collared coils previously produced by the same firm
    - the two collared coils produced afterwards by the same firm
  - We always give plots for the collared coil measurements, except the case of bending strength where also cold masses measurements are adding important information. When comparing these cold masses to collared coils, one has to take into account that usually the last 60 collared coils have not yet become cold masses, and therefore a different pattern has to be expected in the end of the plot (see Figs. 9-10, and 11-12).
  - We give the reduction to nominal shims only for b3. Now shims are nearly always nominal.
  - Correlations are not presented in the standard plot 'warm-vs-cold', but rather as a trend plot of the offset between warm and cold vs the magnet progressive number. In this way we can visualize trends in correlations and the type of sampling that is being carried out at 1.9 K.
  - From this report on, all plots give integral values (i.e. including contribution of coil heads). This gives in some cases an offset in the y scale with respect to plots of the previous reports, corresponding to the head contribution.
- The final Section is devoted to field quality used to detect a faulty assembly procedure.
- A list of magnets and special topics (when present) are given in the Appendix.

---

<sup>2</sup> We recall the definition of magnet progressive number, used as horizontal axis in most of our trend plots: it is a number running from 1 to 1232 which is associated to each magnet, according to the date of collaring.

## PART I: MEASURED MAGNETS AND ASSEMBLY DATA

- 58 new collared coils have been measured (collared coils 449<sup>th</sup> to 506<sup>th</sup>).
  - 11 of Firm1 (1103, 1134, 1144, 1147-52, 1155, 1156).
  - 11 of Firm2 (2092-97, 2099, 2100, 2102, 2103, 2109)
  - 36 of Firm3 (3188,3200,3204,3217-41,3243-50)

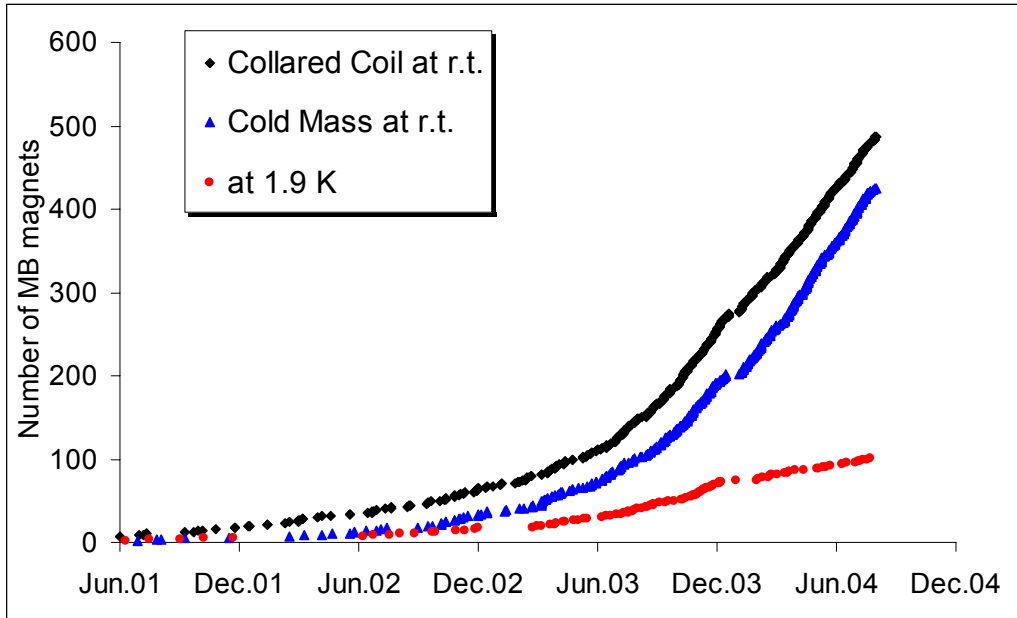


Fig. 1: Number of magnets measured at CERN at 1.9 K and at the manufacturers at room temperature at different stages of assembly procedure

- Cross-section: collared coils have X-section 3, with the exception of 1134 that belongs to the additional X-section 2 magnets ordered to Firm1 to complete the first octant of type R. Magnets 1133 to 1142 will have cross-section 2 (i.e., no additional mid-plane insulation). Collared coil 1141 is not assembled yet.
- Shims are nominal in all Firms, except one case in Firm1. The coil size crisis of Firm1 that we had between collared coil progressive number 180 and 350 (see Fig. 2) is over.

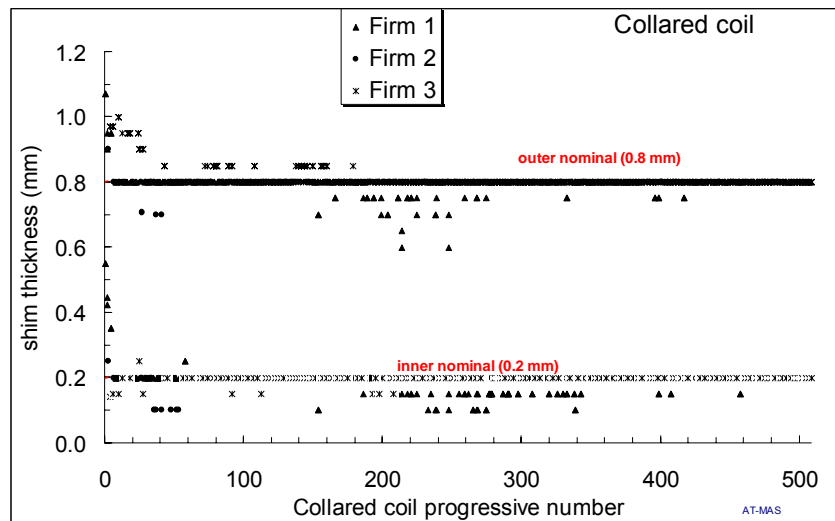


Fig. 2: Thickness of the polar shims used in the collared coils

## PART II: MEASUREMENTS VERSUS BEAM DYNAMICS TARGETS

### 2.1 Summary of systematic components

- Best estimates of skew and even normal systematic components are given in Fig. 3. All the multipoles are within specifications. Details on trends are given in Part III.

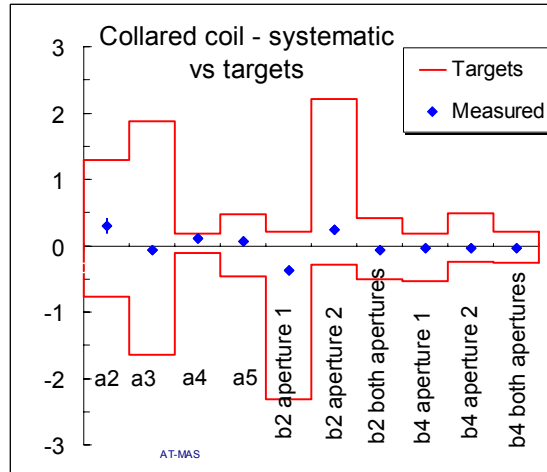


Fig. 3: Best estimate for systematic skew multipoles and even normal multipoles (markers) versus beam dynamics limits (red line). An error of two sigma (95% confidence limit) is associated to the best estimates of systematic components.

- Best estimates for systematic odd normal multipoles are shown in Fig. 4. In the left part, raw data are plotted. This gives the actual situation for global values relative to all manufactured collared coils, which are slowly moving towards optimal ranges:  $b_3$  is now within target and  $b_5$  is larger than the upper target of 0.31 units.
- In the right part of Fig. 4, data are reduced to nominal shims and separated according to the three cross-sections (34 collared coils have cross-section 1, 147 have cross-section 2, 324 have cross-section 3, plus one hybrid 1-2). With cross-section 3,  $b_3$  in the collared coil is within targets, 1.5 units below the upper limit (i.e., 1.7 units at high field), and also  $b_5$  is within targets, at the edge of the upper limit (i.e., 1.18 units at injection). Finally,  $b_7$  in the collared coil is 0.25 units larger than the limits (i.e. 0.31 units at injection). A positive drift is being observed for  $b_5$ , see also Section 3.2

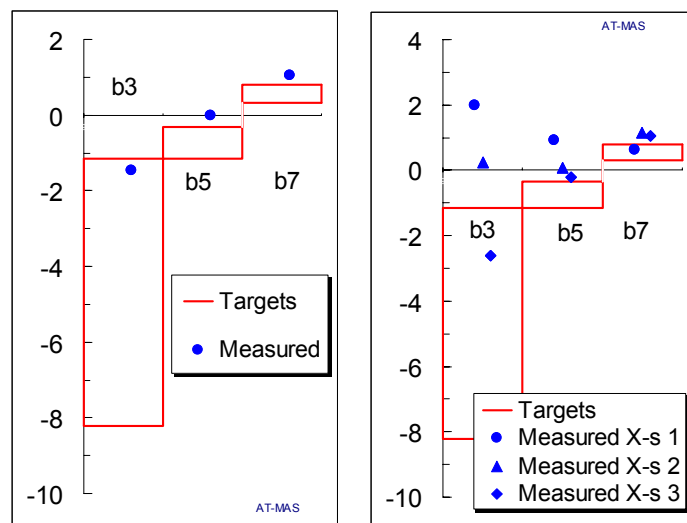


Fig. 4: Best estimate for systematic odd normal multipoles (markers) versus beam dynamics limits (red line). Raw data (left) and separated according to different cross-sections (right).

## 2.2 Summary of random components

- We evaluate the standard deviation of the bending strength and multipoles for all Firms and separated according to different Firms. We analyse only magnets with cross-section 3 (324 collared coils). Standard deviation of multipoles in collared coil are divided by 1.18 to give the best estimate of the random due to geometric in the cold mass, and compared to the target for the beam dynamics (**whose budget includes also the random components induced at 1.9 K**). All values are well within targets, with the exception of main field in straight part B; please note that relevant constraint for beam dynamics is only on the bending strength BdL, which is within targets.

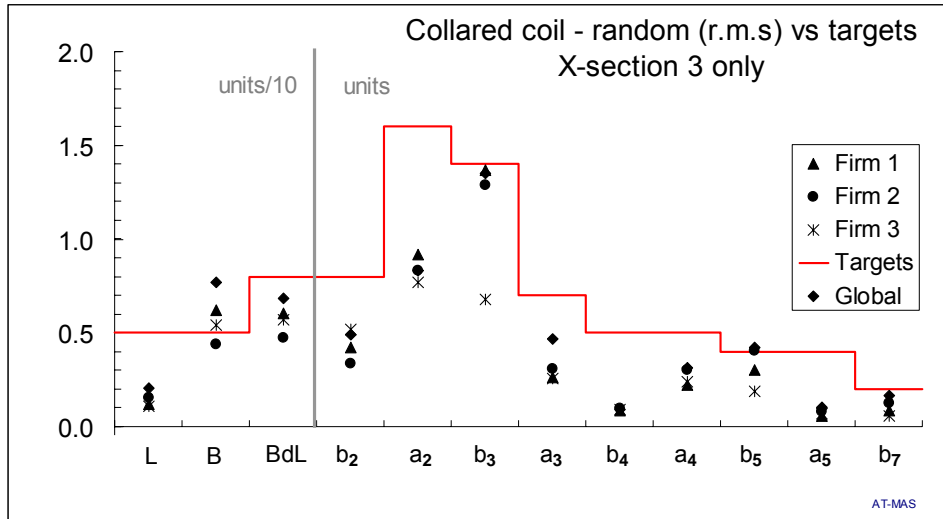


Fig. 5: Random component in the measured collared coils and rescaled to cold mass values, cross-section 3 only compared to targets for random at 1.9 K.

- We give an estimate of the actual spread due to the geometric component in the sectors of type R and L. The sector with R polarity has 151 manufactured cold masses (31 cross-section 1 and 120 cross-section 2) and the sector with L polarity has 297 manufactured cold masses (25 cross-section 2 and the others of cross section 3).
- The spread of the sector R is out of target for b3 and b5. This is mainly due to the use on non-nominal shims and to the mix of X-section 1 and X-section 2.
- In the type L sectors all values are within targets except b3 and b5. Both multipoles, which are on the edge of the target (i.e. the geometric is eating all the budget for the random at 1.9 K), are affected by the presence of 25 magnets with cross-section 2, and by the negative trend in Firm2. To reduce this spread, the possibility of installing magnets with high b3 in the second sector and with low b3 in the third one is being considered. This will also reduce the b5 spread, which has the same origin.

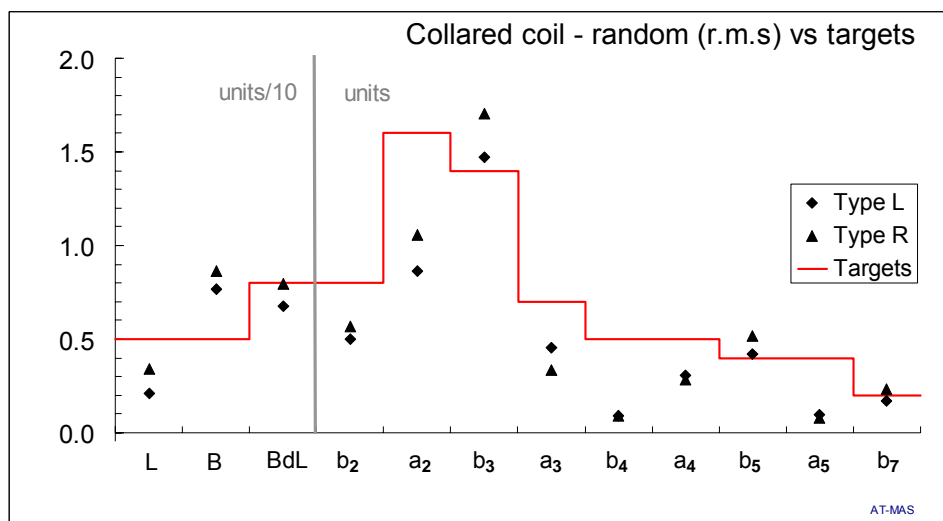


Fig. 5: Random component in the measured collared coils (rescaled to cold mass), for the first (R type) and second-third (L type) sectors, compared to targets for random at 1.9 K.

## PART III: TRENDS IN FIELD QUALITY

### 3.1 Trends in bending strength

#### 3.1.1 Trends in magnetic length

- Magnetic length of the recent production of collared coils is extremely stable in all Firms (see Fig. 7). Magnetic length in Firm1 is 3-4 units higher than in Firm2 and Firm3.

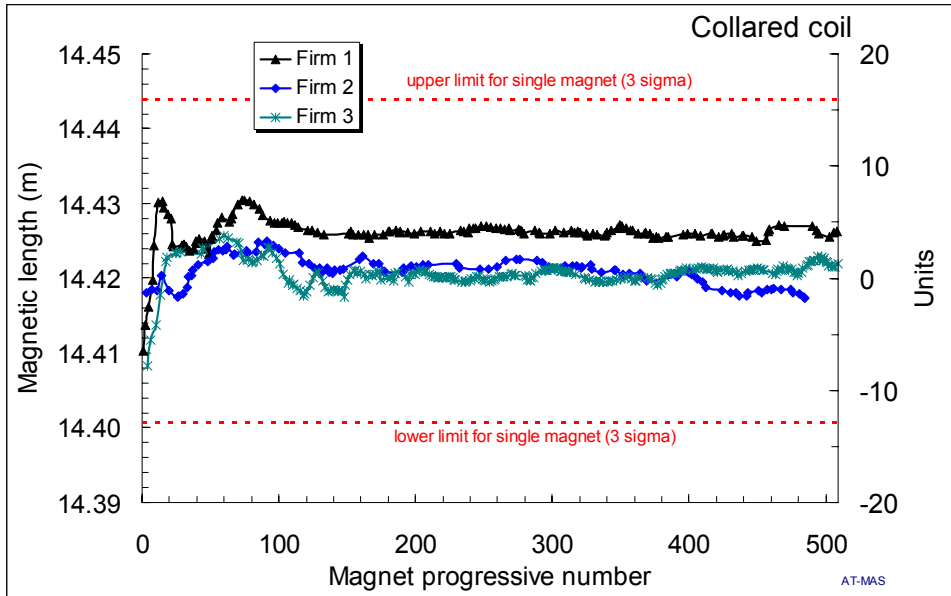


Fig. 7: Magnetic length of the measured collared coils, separated per Firm (each dot is average of 5 consecutive magnets of the same firm).

- Magnetic length of **cold masses** is also extremely stable in all Firms since magnet progressive number 100 (see Fig. 8). When iron laminations are added, magnetic length in Firm3 is getting smaller than in Firm1 and 2. The net result is that there are around 8 units of difference between Firm1 and Firm3, and Firm2 is in between.

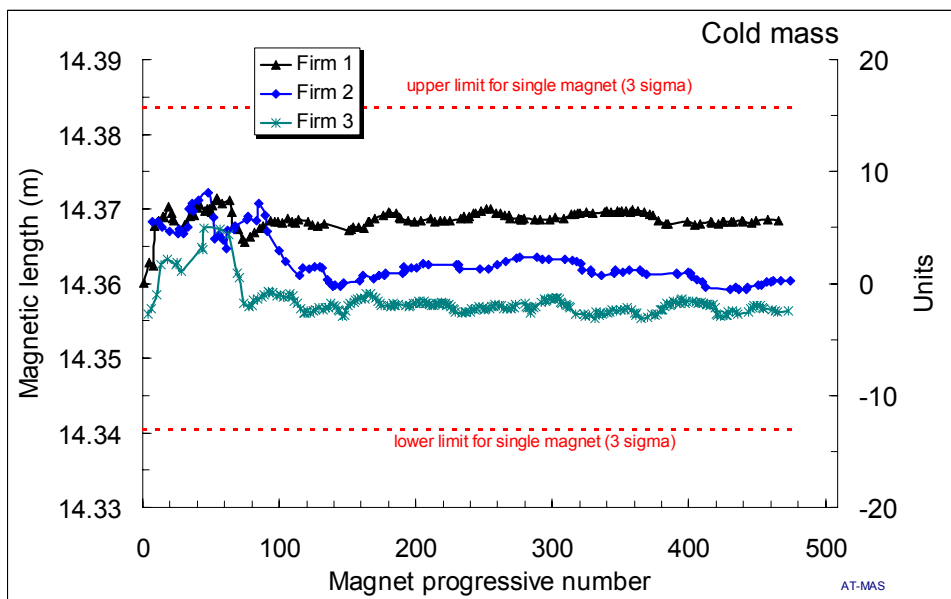


Fig. 8: Magnetic length of the measured **cold masses**, separated per Firm (each dot is average of 5 consecutive magnets of the same firm).

### 3.1.2 Trends in transfer function

- Transfer function in collared coils 449<sup>th</sup> to 506<sup>th</sup> is showing large oscillations at Firm3, is going down in Firm1, and is stable in Firm2 (see Fig. 9).

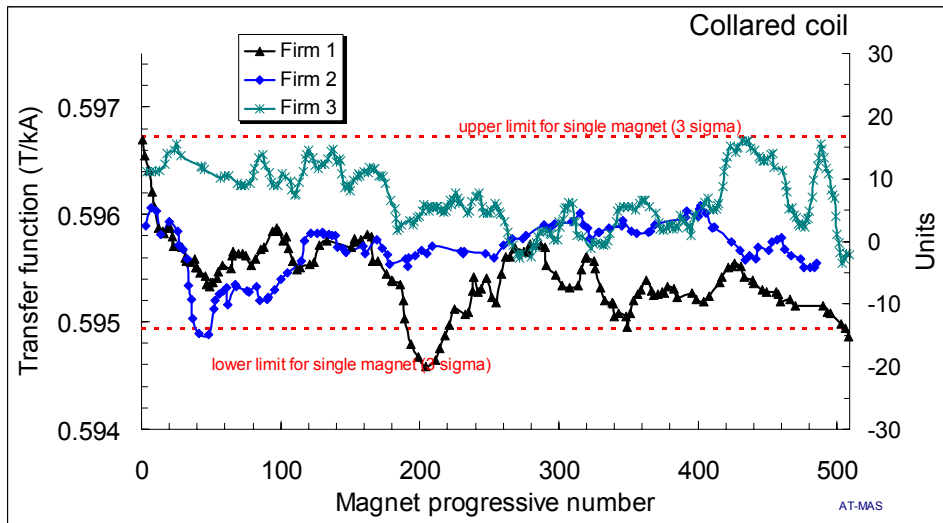


Fig. 9: Transfer function of the measured collared coils, separated per Firm (each dot is average of 5 consecutive magnets of the same firm).

- The systematic difference in the transfer function between firms observed in collared coils is confirmed, but slightly reduced, in **cold mass** data (see Fig. 10).

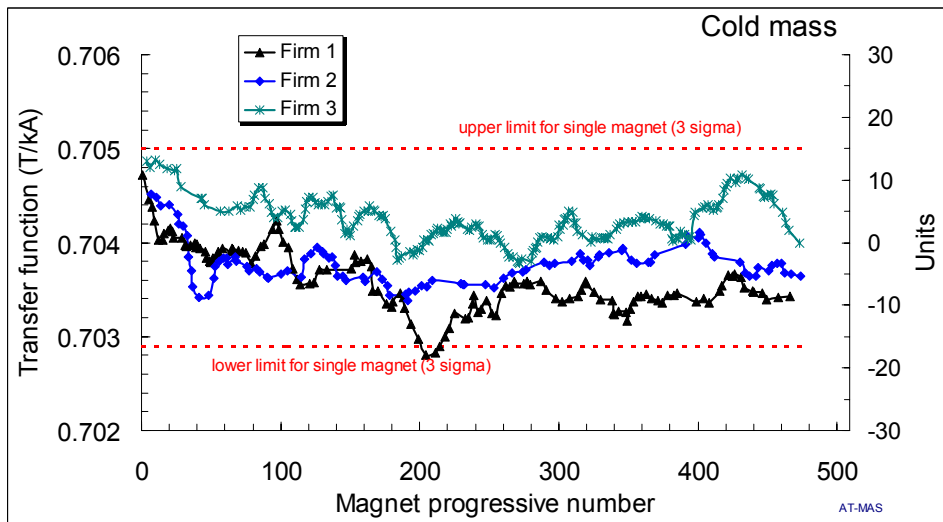


Fig. 10: Transfer function of the measured **cold masses**, separated per Firm (each dot is average of 5 consecutive magnets of the same firm).

### 3.1.3 Trends in integrated transfer function

- Due to the compensation between the lower transfer function in Firm1, and the longer magnetic length, the integrated transfer function shows a spread between firms of at most 20 units in recent production (see Fig. 11).

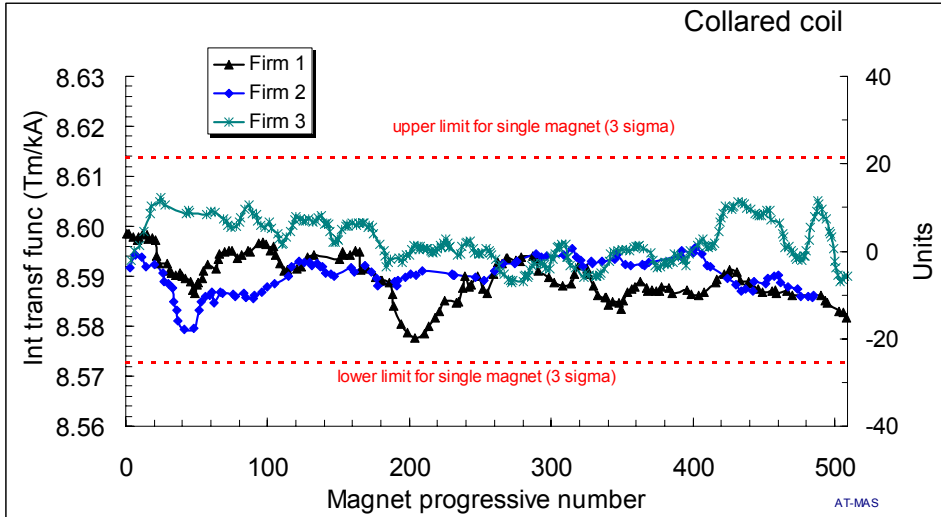


Fig. 11: Integrated transfer function of the measured collared coils, separated per Firm (each dot is average of 5 consecutive magnets of the same firm).

- In the **cold masses** data the spread of the integrated transfer function between firms is further reduced (see Fig. 12). Trends in the more recent production are within  $\pm 10$  units.

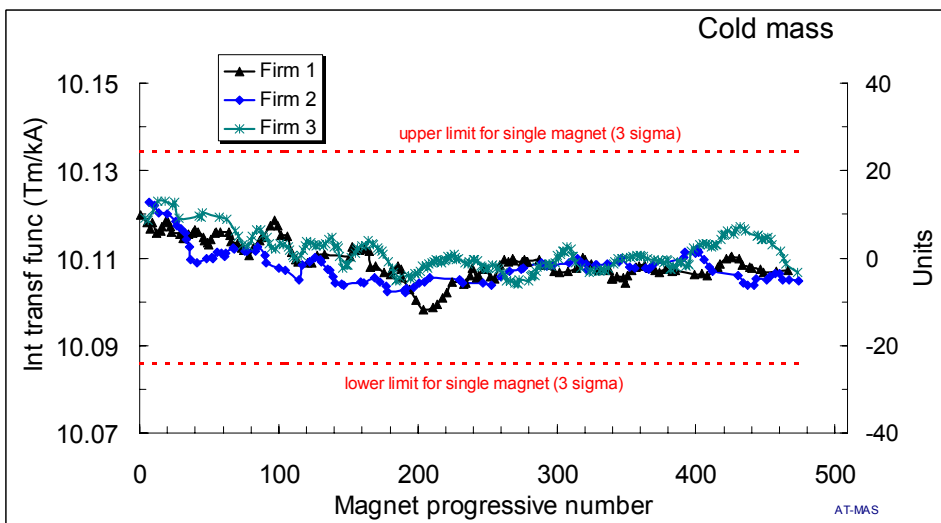


Fig. 12: Integrated transfer function of the measured **cold masses**, separated per Firm (each dot is average of 5 consecutive magnets of the same firm).



### 3.2 Trends in odd multipoles

- The negative trend in Firm2 has continued and now the average  $b_3$  is around  $-6$  units, corresponding to  $-1$  units at high field. On the other hand, Firm2 and Firm3 have a  $b_3$  that is close to the upper limit, i.e.  $-2$  units, corresponding to  $2.5$  units at high field. The systematic is not strongly affected, but the induced random is beyond targets: on the last 60 collared coils (20 per manufacturer) the standard deviation of  $b_3$  is around 2 units.
- The negative trend in Firm2 has been traced back through simulations to a inward radial displacement of up to 0.3 mm of block6, in all quadrant, both apertures, and along all the magnet axis (see also Appendix A).
- The positive trend in Firm3 has disappeared.
- We remind the reader that the peak in Firm1 collared coils around magnet progressive number 430 is due to the additional cross-section 2 magnets.

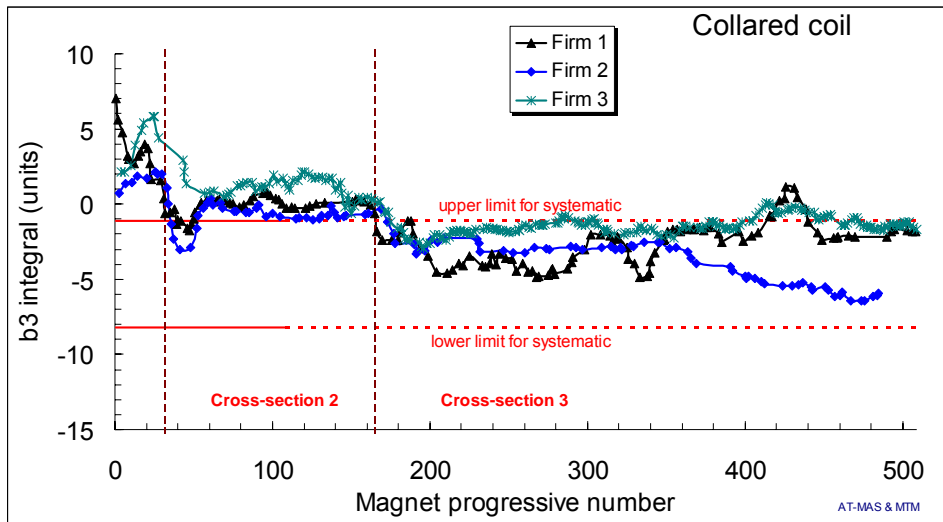


Fig. 13: Average  $b_3$  in straight part of the collared coils, separated per Firm (each dot is average of 5 consecutive magnets of the same firm), and beam dynamics targets for the systematic (red lines) based on correlations with 109 cryodipoles.

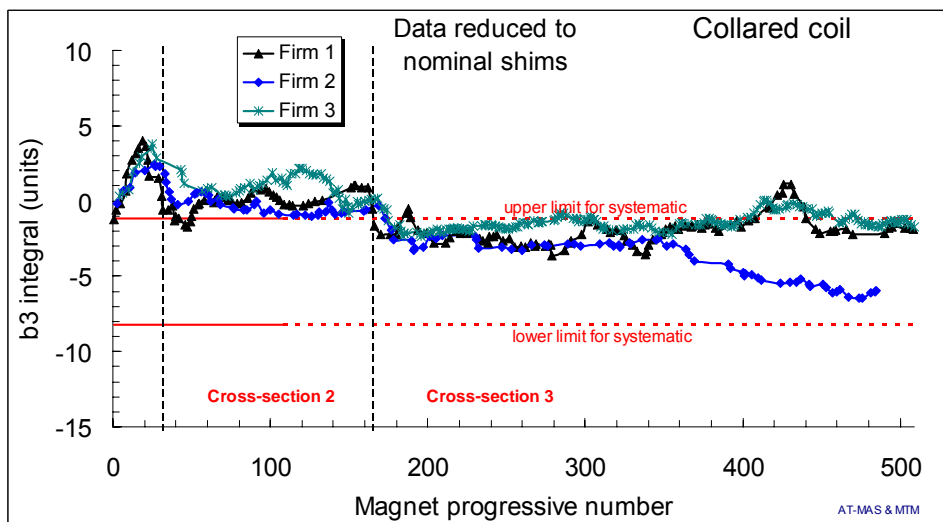


Fig. 14: Average  $b_3$  in straight part of the collared coils, separated per Firm (each dot is average of 5 consecutive magnets of the same firm), and beam dynamics targets for the systematic (red lines) based on correlations with 109 cryodipoles. Data reduced to nominal shims

- Firm3 has a normal decapole b5 within targets, whereas in Firm2 a positive trend, related to the trend in b3, has brought b5 above target (see Fig. 15).
- The peak of b5 in Firm1 due to the presence of magnets with cross-section 2 has disappeared as expected.
- The systematic b5 is out of targets: in the more recent production is 0.25 larger than targets. If the situation at Firm2 is recovered, the systematic b5 would be around the upper target (1.1 units at injection).

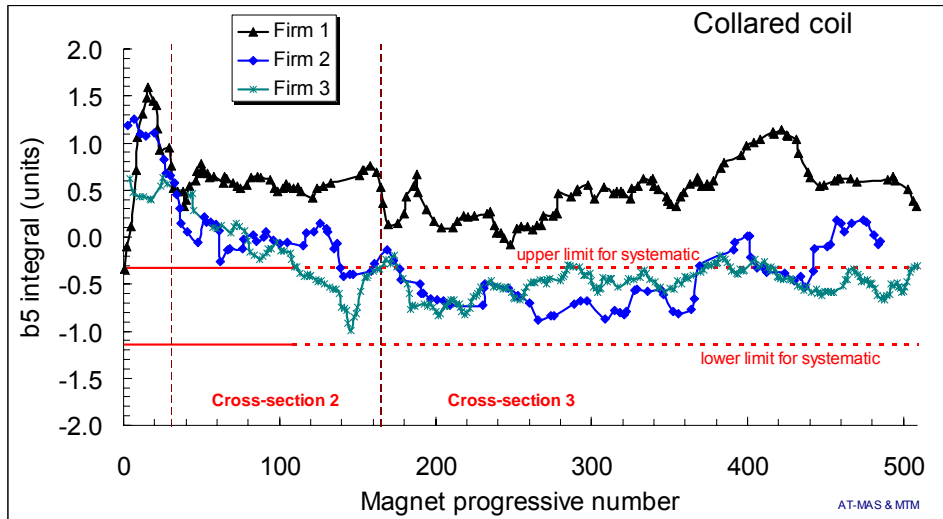


Fig. 15: Average b5 in straight part of the collared coils, separated per Firm (each dot is average of 5 consecutive magnets of the same firm), and beam dynamics targets for the systematic (red lines) based on correlations with 109 cryodipoles.

- Normal 14<sup>th</sup> pole b7 is stable in Firm1 and 3 (see Fig. 16).
- In Firm2 we have a negative trend of b7 that is related to trends in b3 and b5, due to the block6 inward radial movement (see Appendix A).

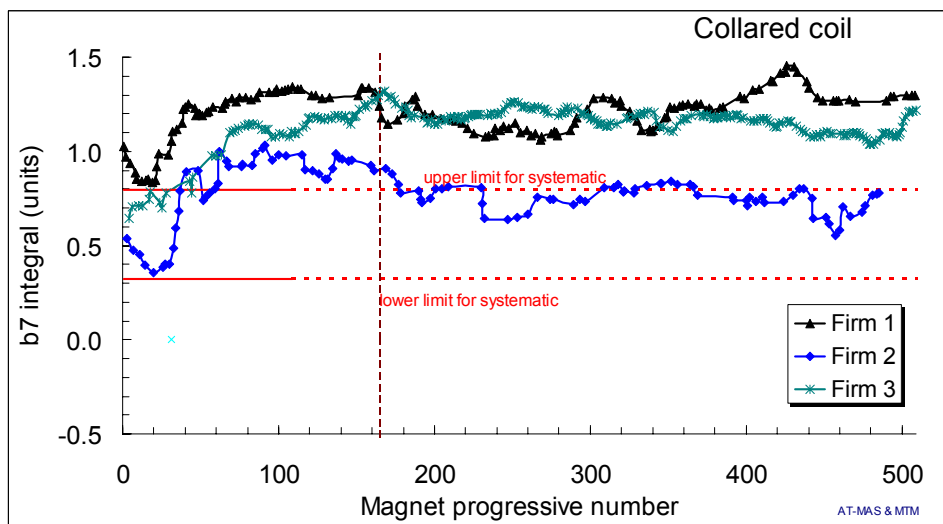


Fig. 16: Average b7 in straight part of the collared coils, separated per Firm (each dot is average of 5 consecutive magnets of the same firm), and beam dynamics targets for the systematic (red lines) based on correlations with 109 cryodipoles.

### 3.3 Trends in even multipoles

For each multipole being subject to beam dynamics specifications, we present two separated plots for the systematic per aperture, plus a plot of the systematic per beam, i.e. the average of both apertures (that should be zero due to the two-in-one symmetry).

#### 3.3.1 Trends in normal quadrupole

- The systematic per aperture is in the upper (lower for aperture 2) part of the target range (see Figs. 17 and 18).

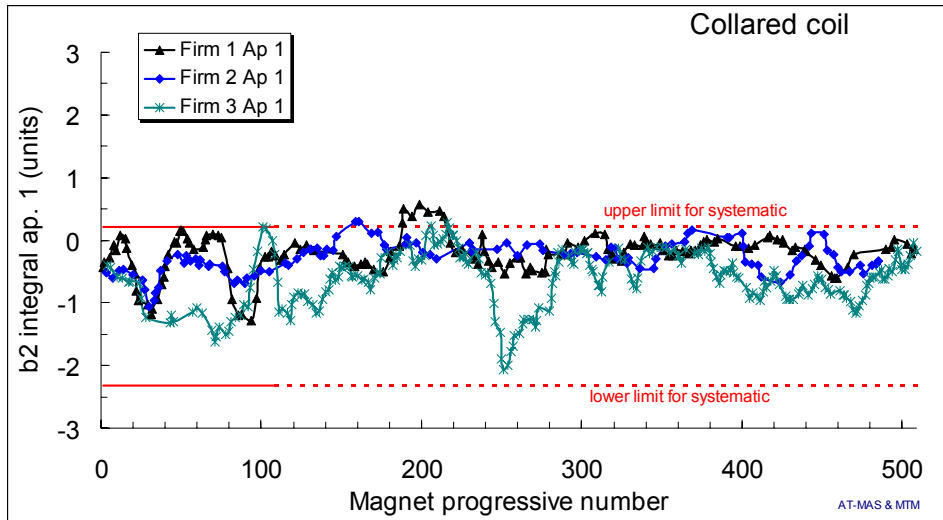


Fig. 17: Average  $b_2$  in straight part of the collared coils (Aperture 1), separated per Firm (each dot is average of 5 consecutive magnets of the same firm), and beam dynamics targets for the systematic (red lines) based on correlations with 109 cryodipoles.

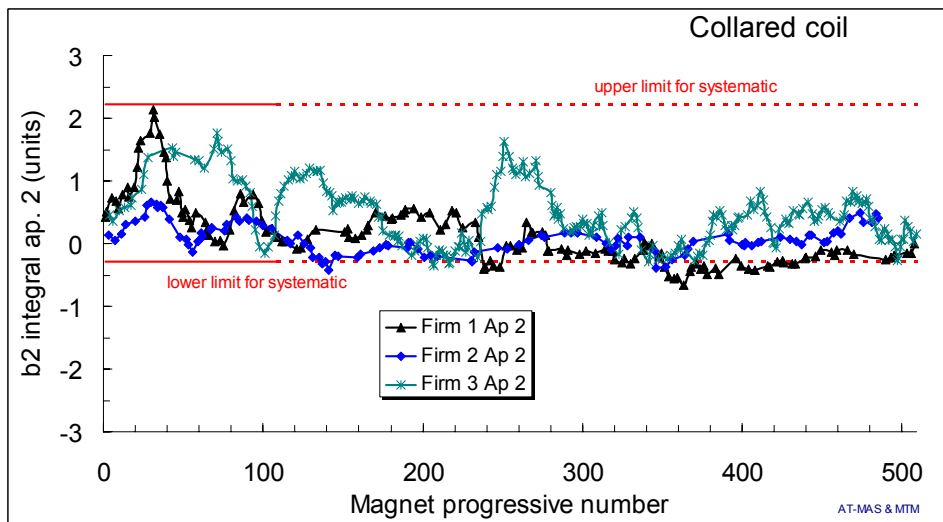


Fig. 18: Average  $b_2$  in straight part of the collared coils (Aperture 2), separated per Firm (each dot is average of 5 consecutive magnets of the same firm), and beam dynamics targets for the systematic (red lines) based on correlations with 109 cryodipoles.

- The systematic normal quadrupole per beam is within specifications (see Fig. 19).

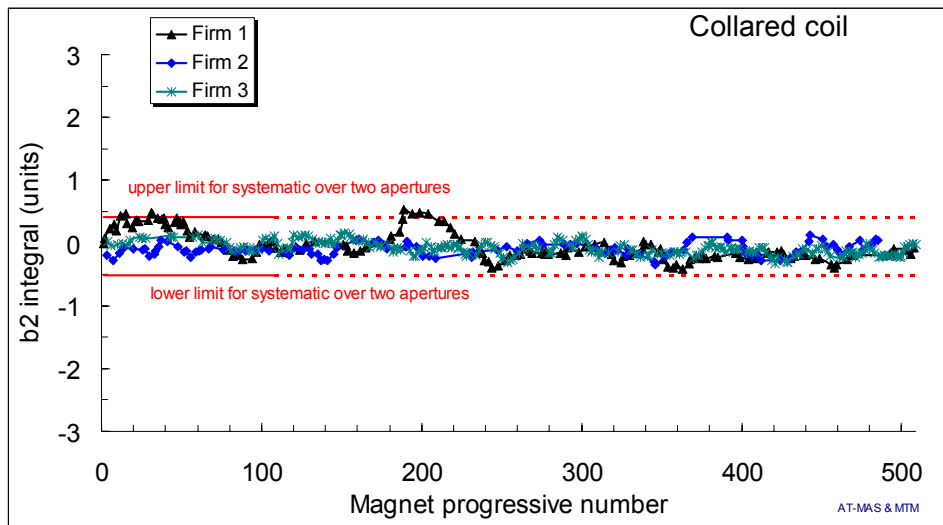


Fig. 19: Average  $b_2$  in straight part of the collared coils (both Apertures), separated per Firm (each dot is average of 5 consecutive magnets of the same firm), and beam dynamics targets for the systematic (red lines) based on correlations with 109 cryodipoles.

### 3.3.2 Trends in normal octupole

- The systematic per aperture is within specifications in both apertures (see Figs. 20 and 21).
- The systematic per beam is also within specifications (see Fig. 22).

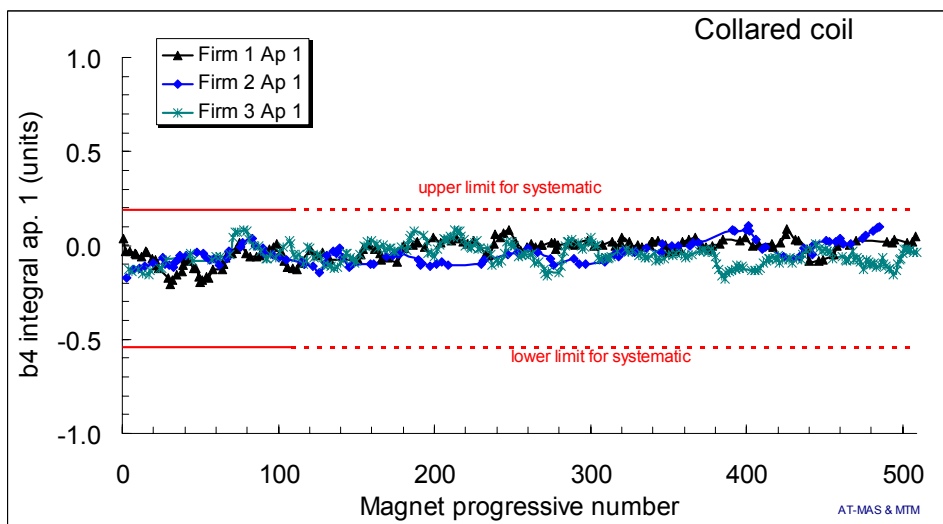


Fig. 20: Average  $b_4$  in straight part of the collared coils (Aperture 1), separated per Firm (each dot is average of 5 consecutive magnets of the same firm), and beam dynamics targets for the systematic (red lines) based on correlations with 109 cryodipoles.

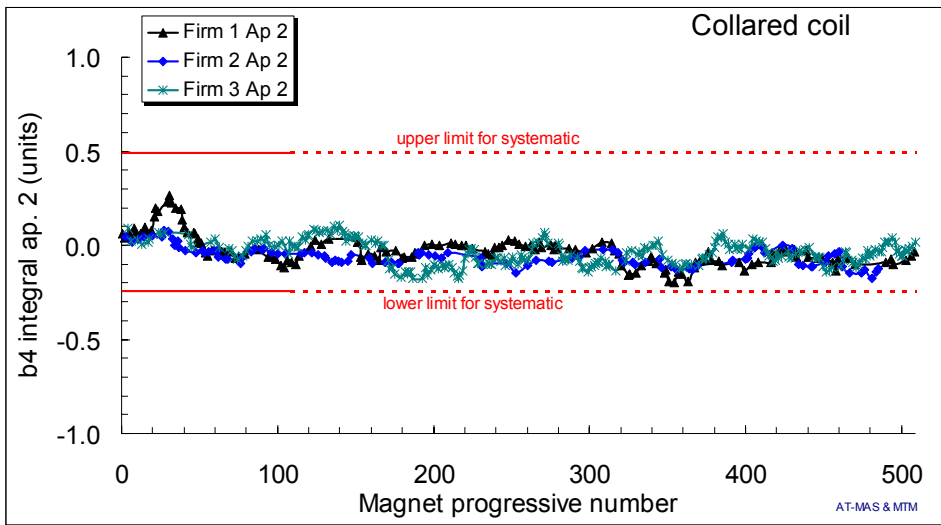


Fig. 21: Average  $b_4$  in straight part of the collared coils (Aperture 2), separated per Firm (each dot is average of 5 consecutive magnets of the same firm), and beam dynamics targets for the systematic (red lines) based on correlations with 109 cryodipoles.

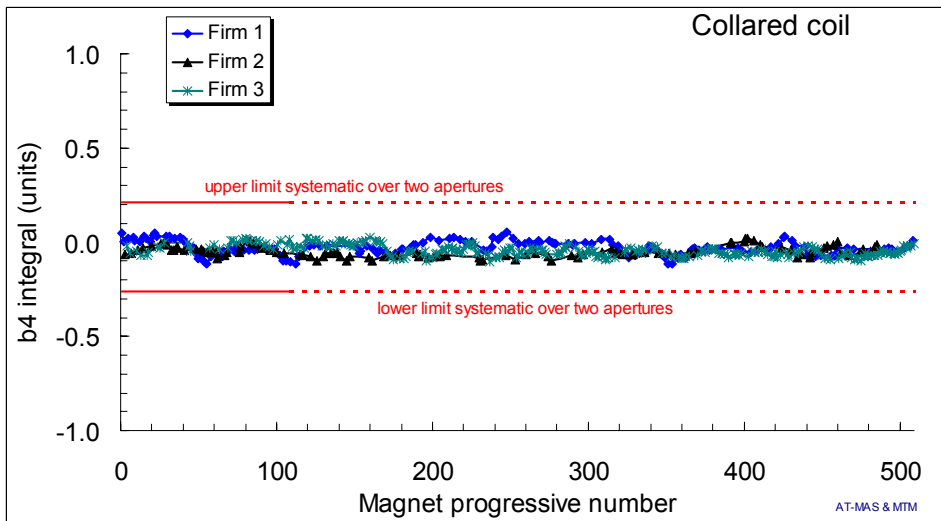


Fig. 22: Average  $b_4$  in straight part of the collared coils (both Apertures), separated per Firm (each dot is average of 5 consecutive magnets of the same firm), and beam dynamics targets for the systematic (red lines) based on correlations with 109 cryodipoles.

### 3.4 Trends in skew multipoles

- Skew quadrupole  $a_2$  is well within targets, and no major trends are observed (see Fig. 23).

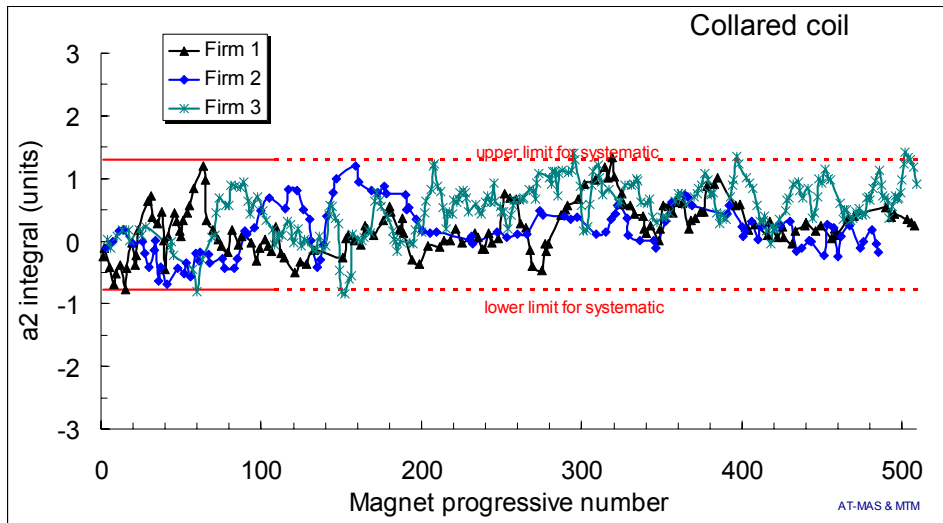


Fig. 23: Average  $a_2$  in straight part of the collared coils, separated per Firm (each dot is average of 5 consecutive magnets of the same firm), and beam dynamics targets for the systematic (red lines) based on correlations with 109 cryodipoles.

- Skew sextupole  $a_3$  is well within targets (see Fig. 24). There is a positive systematic component in Firm3 (around 0.5 units), and a slightly negative component (around 0.25 units) in Firm1 and Firm2. Indeed, beam dynamics targets are very loose, and therefore there is no concern on this multipole.

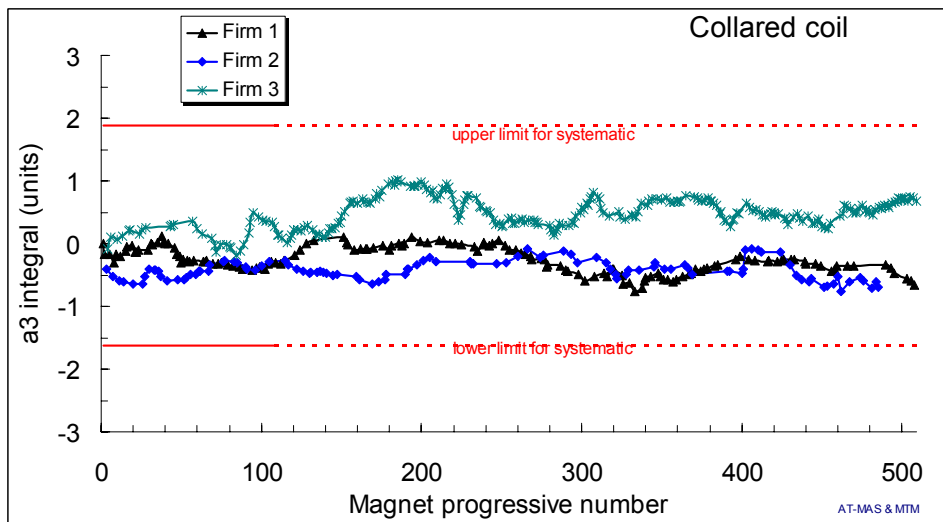


Fig. 24: Average  $a_3$  in straight part of the collared coils, separated per Firm (each dot is average of 5 consecutive magnets of the same firm), and beam dynamics targets for the systematic (red lines) based on correlations with 109 cryodipoles.

- Skew octupole  $a_4$  is within the tight beam dynamics targets in Firm1 (see Fig. 25). We continue to observe a strong systematic component in Firm2 (around 0.5 units). Indeed, this is partially compensated by a negative systematic component in Firm1 and Firm3.
- The systematic  $a_4$  component observed in Firm2 has been traced back through simulations to the inward radial movement of block6 in the upper quadrants, along the whole magnet axis (see Appendix A). A movement of 0.1 mm produces 0.5 units of  $a_4$ , and no effect on  $a_2$  as observed (see Fig. 23).

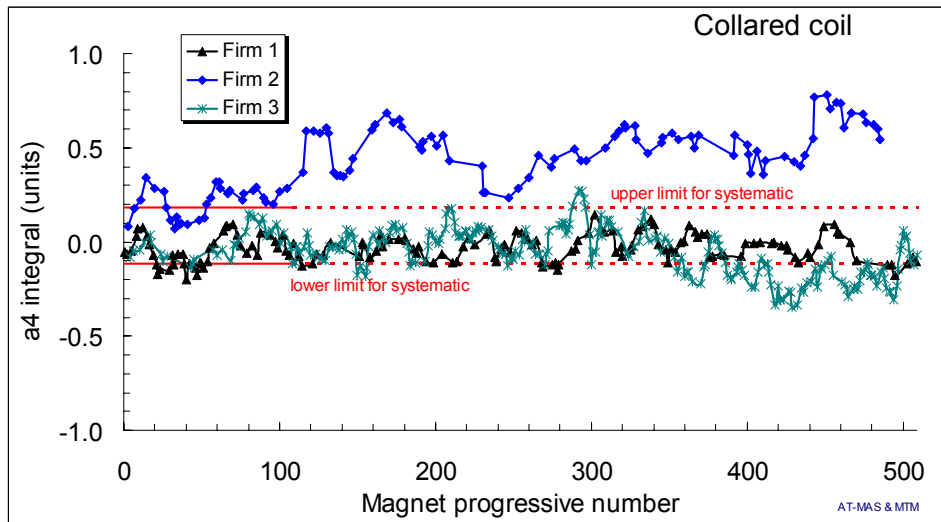


Fig. 25: Average  $a_4$  in straight part of the collared coils, separated per Firm (each dot is average of 5 consecutive magnets of the same firm), and beam dynamics targets for the systematic (red lines) based on correlations with 109 cryodipoles.

### 3.5 Trends in systematic differences between firms

The more relevant signature of Firms is in  $b_7$ .

- Normal 14<sup>th</sup> pole:  $b_7$  at Firm2 is 0.5 units lower than Firm3 and Firm1 (see Fig. 16). This difference is four times the natural sigma within the same manufacturer measured in cross-section 3. Firm2 is within targets, whereas both Firm1 and Firm3 are outside.

On the more recent collared coils we observe a large systematic difference between firms in  $b_3$ :

- Normal sextupole:  $b_3$  at Firm2 is 4.3 units lower than at Firm1-3. All Firms within targets, but Firm2 is placed in the lower part of the range, which is not the optimal one. The difference between Firm1-3 and Firm2 is 3 to 4 times the natural sigma within the same manufacturer.

We observe a small systematic difference between firms (from one to two times the natural sigma within the same manufacturer) in the following cases.

- Normal decapole  $b_5$ : Firm1 has a systematic  $b_5$  of 1 unit larger than Firm3, and Firm2 is in between after the recent positive trend. This difference is two times the natural sigma within the same manufacturer (see Fig. 15). Firm3 is within targets, whereas Firm1 and Firm2 are outside.
- Skew sextupole  $a_3$ : Firm3 has a systematic  $a_3$  of 0.5 units, against  $-0.5$  units in Firm1-2 (see Fig. 24). This difference is three times the natural sigma within the same manufacturer. All Firms are within targets
- For the transfer function, the situation is rapidly changing. In general, Firm3 is showing values 15 units larger than in Firm1, and Firm3 is in between (see Fig. 9). This difference is around two times the natural sigma within the same manufacturer.
- Skew octupole  $a_4$ : Firm2 has a systematic  $a_4$  of 0.43 units, against  $-0.03$  and  $-0.05$  units in Firm3 and Firm1 respectively (see Fig. 25). This difference is equal to the natural sigma within the same manufacturer. Firm1 and Firm3 are within targets, whereas Firm2 is outside.

Systematic differences between firms are small or negligible in  $a_2$ ,  $b_2$  and  $b_4$ .

### 3.5 Trends in correlations to measurements at 1.9 K

We give plots of the offsets between the values measured at injection field (or high field), without beam screen, and the straight part of the collared coil rescaled by 1.18. The offsets are given versus the magnet progressive number. This gives a hint on the type of sampling of the production that is being carried out with the measurement at 1.9 K. The last magnet measured at 1.9 K is collared coil 433<sup>rd</sup>, thus implying a delay of 73 collared coils with respect to the last manufactured collared coil (i.e. the 506<sup>th</sup>), which corresponds to two months and a half of production.

- Trend plots for the offsets relative to the integrated transfer function are given in Figs. 26 and 27, at injection and at high field respectively. In both cases no trends are visible after collared coil 100<sup>th</sup>.

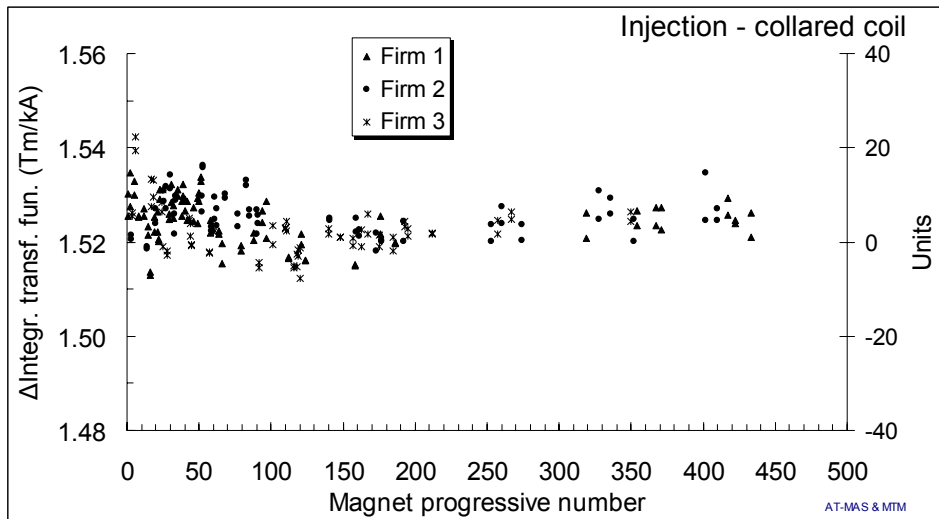


Fig. 26: Difference for the integrated transfer function between measured values at 1.9 K, injection field, and collared coil along the magnet production.

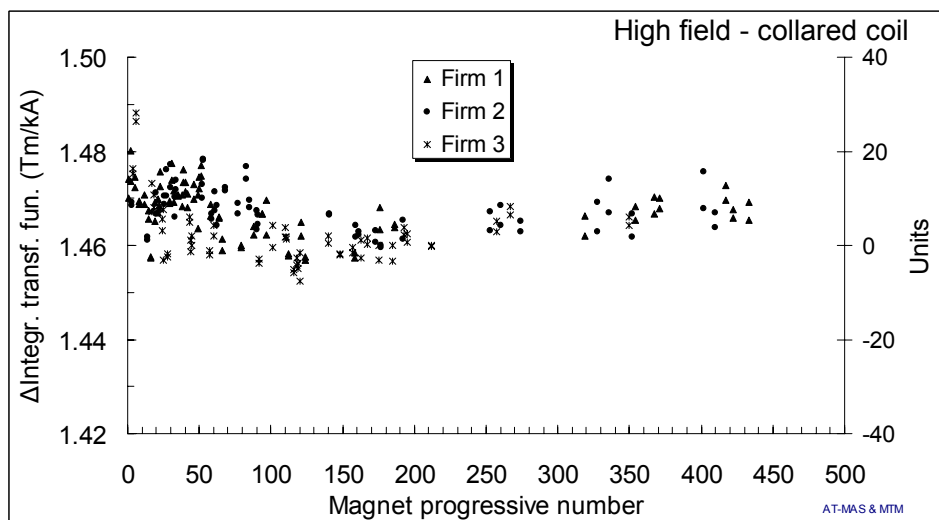


Fig. 27: Difference for the integrated transfer function between measured values at 1.9 K, high field, and collared coil along the magnet production.



- We present data relative to b3-injection and b3-high field in Figs. 28 and 29. Please note the enlarged scale with respect to b3 plots in Figs. 13 and 14. One observes a small reduction (in absolute value) of the b3 offset in the first 100 magnets at injection, whereas at high field (which is the critical quantity for the beam dynamics) the offset is very stable. In general, no trends are observed in the sampling of the more recent production.

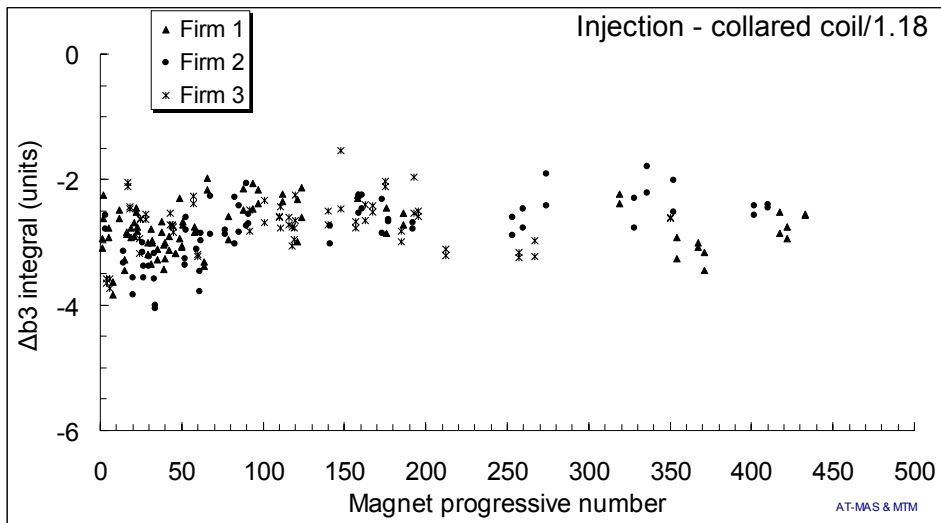


Fig. 28: Difference for the b3 between measured values at 1.9 K, injection field, and collared coil **integral** divided by 1.18, along the magnet production.

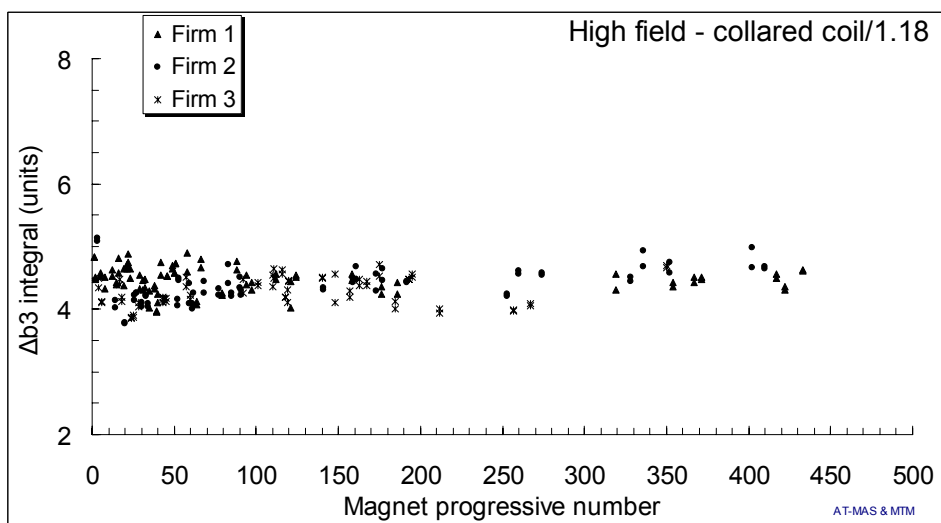


Fig. 29: Difference for the b3 between measured values at 1.9 K, high field, and collared coil **integral** divided by 1.18, along the magnet production.

- Trends for the b5 and b7 offsets between injection and collared coil straight part are given in Fig. 30 and 31. One observes a reduction (in absolute value) of the b7 offset in the first 100 magnets, whereas the b5 offset is stable. In general, no trends are observed in the sampling of the more recent production.

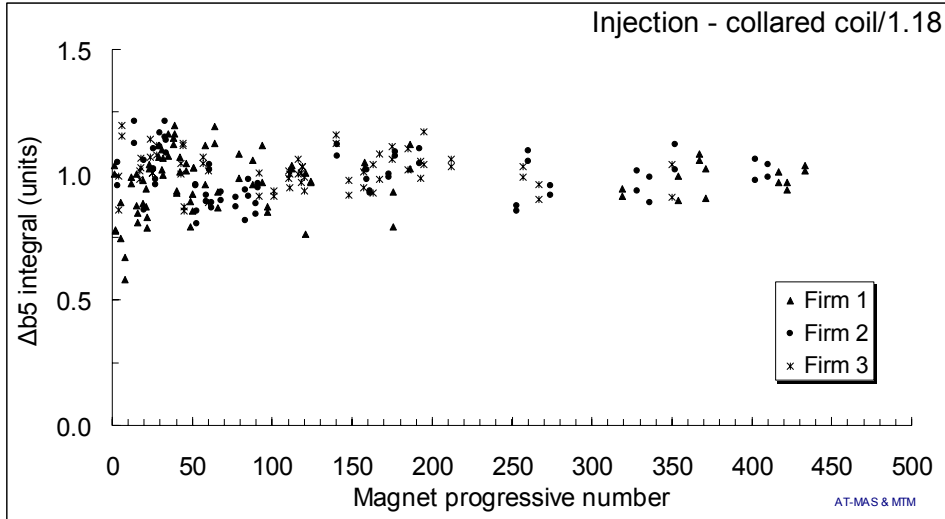


Fig. 30: Difference for the b5 between measured values at 1.9 K, injection field, and collared coil **integral** divided by 1.18, along the magnet production.

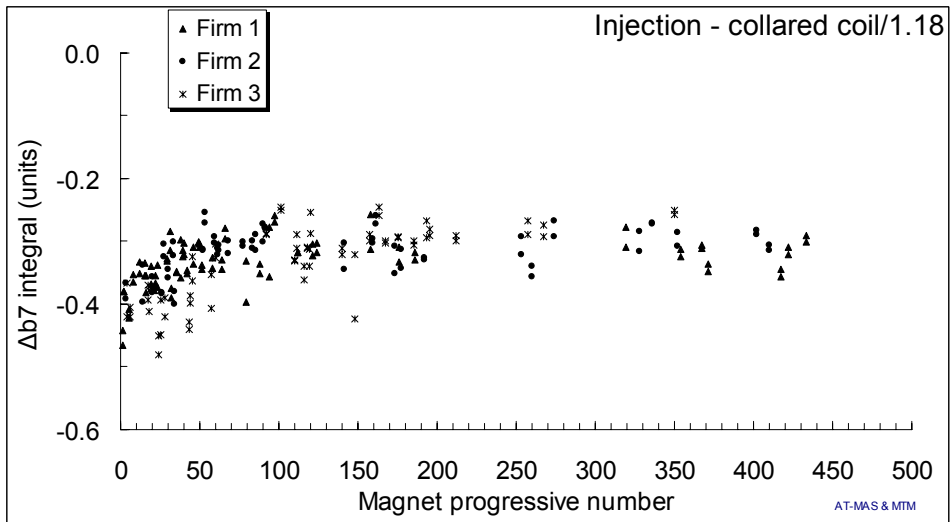


Fig. 31: Difference for the b7 between measured values at 1.9 K, injection field, and collared coil **integral** divided by 1.18, along the magnet production.

## PART IV: QUALITY CONTROL

### 4.1 Holding point results

We had the following cases of field anomalies

- 1099 obtained an OK with a warning. This magnet has been de-collared a first time for anomalies along the axis indicating a block6 movement. De-collared, a bad coil gluing has been found. The second collaring showed additional anomalies in new positions. A second de-collaring has been necessary for electrical problems. After the third collaring, still anomalies along the axis are visible and a rather average high b5, as observed as a general effect of de-collaring in several coils.
- In Firm2 we had a few more cases of peaks along the axis indicating a block6 movement, that were not de-collared on the basis of the experience acquired on previous cases.
- In Firm2 we also have cases of very low average b3 (2092-97, 2100, 2102, 2016, 2108), that were released with warning.

A summary of the magnets de-collared for anomalies in the magnetic field over all the production is given in Table I. The total number of found defects is 12 over 448 collared coils, i.e. 2.4%. A large fraction of these defects (8 over 12) has been found in collared coil 300<sup>th</sup> to 400<sup>th</sup> (see Fig. 32). The situation is improving in the more recent production.

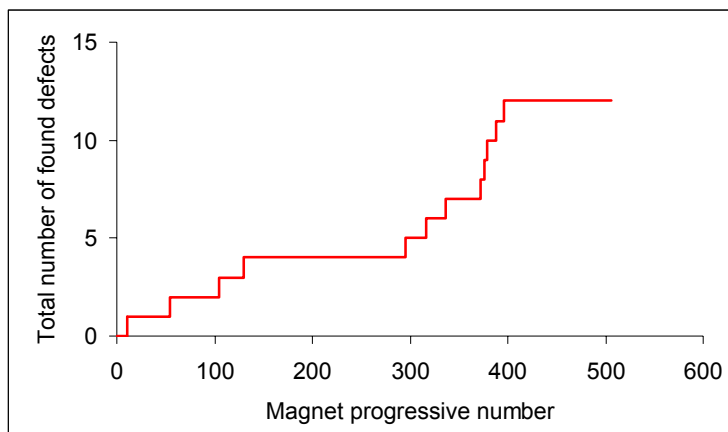


Fig. 32: Total number of defects found with magnetic measurements versus magnet progressive number.

Table I: Summary of magnets decollared on the basis of anomalies in magnetic field.

Bad assembly cases				
Magnet	Measured on	Analysis	Opened on	Result
2002	16-Jul-2001	Spike in main field	17-Jul-2001	Double coil protection sheet
1027	29-Oct-2002	Missing outer shim	01-Nov-2002	Missing outer shim
3135	27-Jan-2004	Inward movement of block5 and 6	17-Feb-2004	Folded outer shim
1108	22-Apr-2004	Missing or additional thickness on outer pole	12-Jul-2004	No visible defect
Bad quality of the coil gluing				
Magnet	Measured on	Analysis	Opened on	Result
2032	21-May-2003	Inward movement of block6	18-Nov-2003	Block6 detached from inner layer
2035	14-Jul-2003	Inward movement of block6	27-Apr-2004	Block6 detached from inner layer
1099	20-Feb-2004	Inward movement of block6	16-Mar-2004	Block6 detached from inner layer
3175	20-Apr-2004	Inward movement of block6	11-May-2004	Block6 detached from inner layer
1108	22-Apr-2004	Inward movement of block6	12-Jul-2004	Block6 detached from inner layer
1122	23-Apr-2004	Inward movement of block6	24-May-2004	Block6 detached from inner layer
1128	03-May-2004	Inward movement of block6	05-Jul-2004	Block6 detached from inner layer
1130	10-May-2004	Inward movement of block6	14-Jul-2004	Block6 detached from inner layer
Other				
Magnet	Measured on	Analysis	Opened on	Result
2065	15-Mar-2004	Inward movement of block6	29-Apr-2004	Good glue, movement observed
2089	18-May-2004	Inward movement of block6	01-Jun-2004	Good glue, no movement observed
2084	10-May-2004	Inward movement of block6	09-Jun-2004	Good glue, small movement observed

## 4.2 Estimated coil waviness

- Coil waviness estimated from the variation of the multipoles along the axis is in general below 30 microns. For Firm2, the situation is improving, indicating that the crisis between collared coils 390<sup>th</sup> and 450<sup>th</sup>, due to inward radial movements of block6 in some spots along the magnet axis, is being recovered (see Fig. 33).

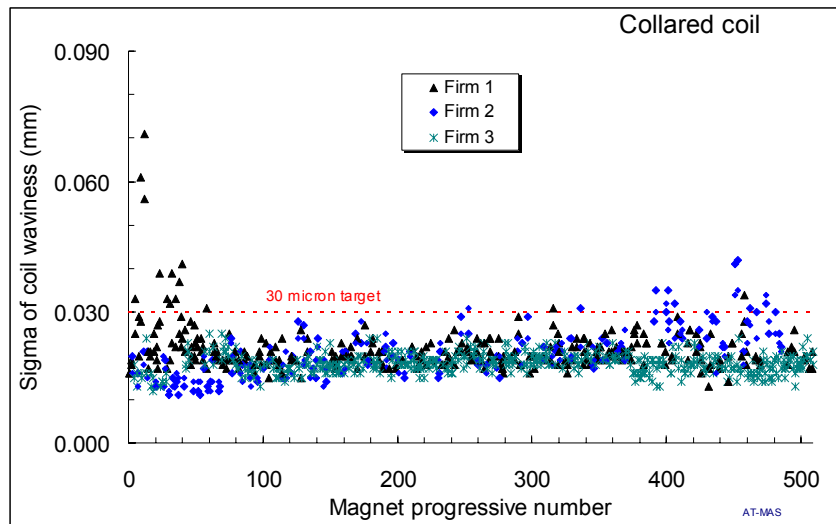


Fig. 33: Estimated coil waviness in the straight part of the measured collared coils (black dots: aperture 1, blue dots: aperture 2).

## Acknowledgements

We wish to acknowledge all colleagues involved in the measurements at room temperature and at 1.9 K, and all the firm personnel involved in magnetic measurements. We thank P. Hagen, C. Vollinger for data validation and analysis, and comments on this manuscript. We finally acknowledge the project engineers and MTM-AS for support in the analysis.

## Appendix A: Field anomalies in Firm2 and the block6

In Firm2 we observed three types of field anomalies, on different time scale and with different amplitudes.

- A large positive systematic a4 (about 0.5 units), present since the beginning of the production (see Fig. 34). This multipole indicates an up-down asymmetry, but it is not associated to any anomaly in a2 (see Fig. 23).

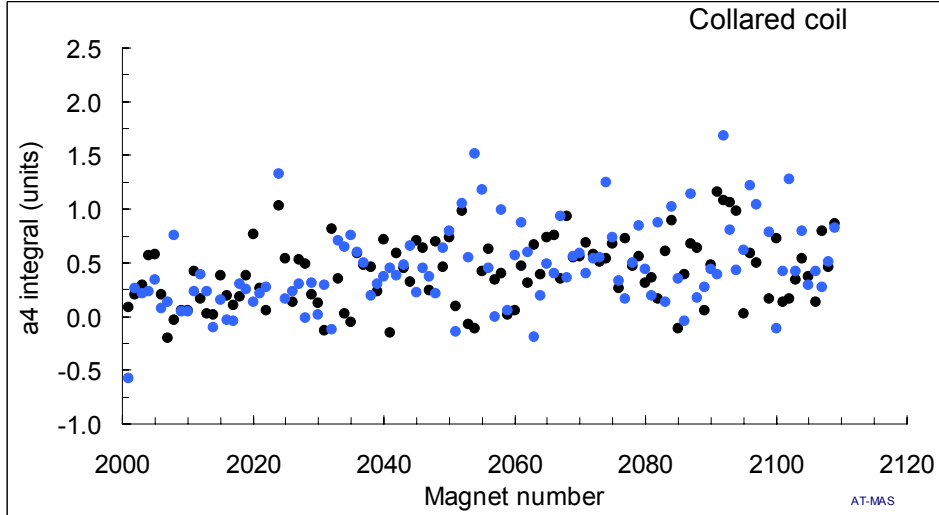


Fig. 34: Systematic a4 component in Firm2.

- Spikes along the magnet axis in b8 and a6 (about 0.5 units difference with respect to the average on the straight part), present in 2032, 2035, 2065, 2075, 2077, and in the family of the 2080's and 2090's.
- A negative trend in average b3 (drop of up to 5 units) from 2084, reaching its maximum peak at 2092, and then slightly recovered (see Fig. 35).

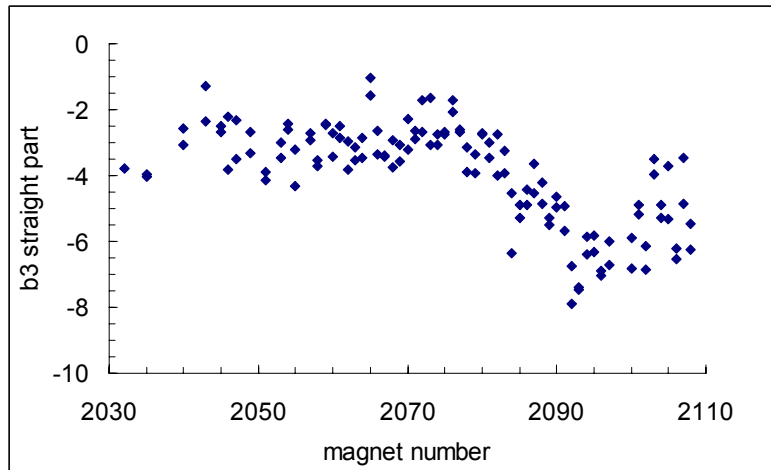


Fig. 35: Trend in b3 in Firm2.

We already had an indication on the origin of the spikes.

- An inward radial movement of block6 (see Fig. 36, left) of up to 1 mm in one of the quadrants only can give the observed spikes in a6 and b8, as already stated in the previous report.

This suggested us solutions for the other two cases. We now have been able to have a strong numerical evidence of the coil displacements generating all these field anomalies.

- An inward radial movement of block6 of 0.1 mm in the upper poles (see Fig. 36, centre) gives 0.5 units of systematic a4, and no a2 as observed.
- An inward radial movement of block6 of up to 0.3 mm all quadrants (see Fig. 36, right) gives up to -5 units of systematic b3, and the associated anomalies in b5 and b7.

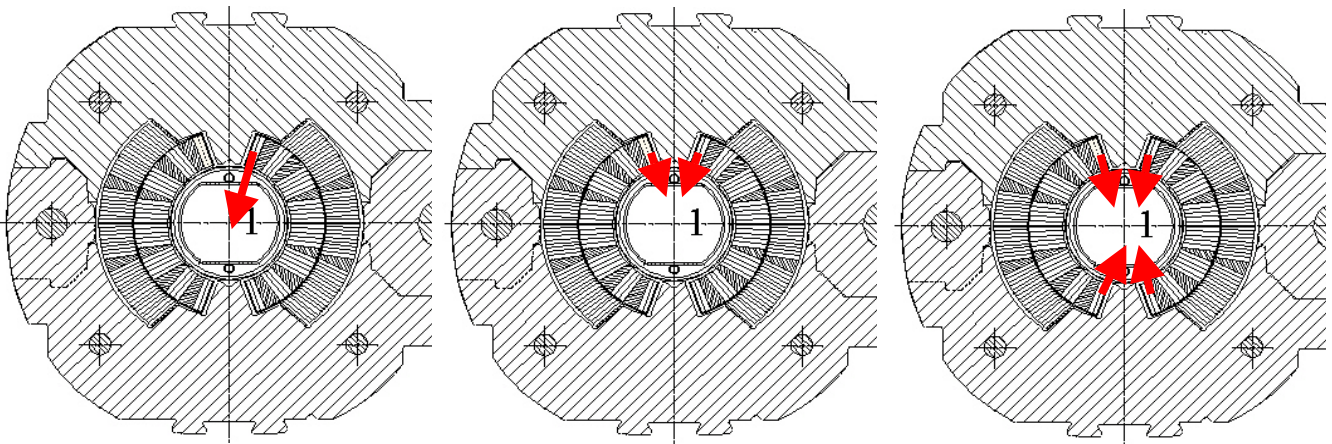


Fig. 35: Block6 movement generating b8 and a6 spikes (left), systematic a4 (centre), and trend in average b3 (right).

The stability of the field quality for these anomalies has been measured for five cases. Magnets 2065, 2075, 2089, 2090 and 2091 have been measured at room temperature after the test<sup>3</sup>. In all cases the a6 and b8 spikes have been confirmed, and the field quality shows a remarkable stability (see Fig. 36). In particular, low values of b3 observed in 2089, 2090 and 2091, and high a4 values seen in 2065, 2075, 2090 and 2091 are confirmed.

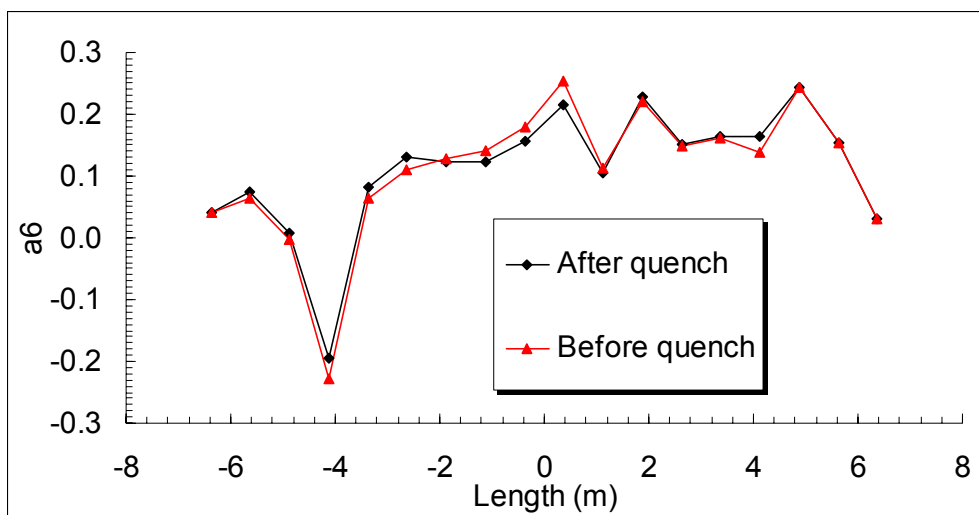


Fig. 36: Block6 movement generating b8 and a6 spikes (left), systematic a4 (centre), and trend in average b3 (right) in magnet 2075.

One observes a very small variation of the average of the allowed multipoles (-0.25 units of b3, 0.17 units of b5), in all cases. This variation is consistent with the well-known variation of the measured geometric value at 1.9 K before and after the first energization<sup>4</sup>. We carried out simulations, finding out that this shift in the geometric corresponds to a block6 outward shift of 20 to 30 micron.

The main questions that must be addressed are the followings

- Is there space between the block6 and the collar or is the block6 pushed by something ? The analysis of a few cases where we had spikes along the axis showed that these movements are likely to disappear after de-collaring. Moreover, it has not been found any evidence of surplus material between block6 and the collar.
- Is this anomaly present already at the level of pre-collaring, or does it come from the collaring procedure ?
- The collaring press is being revamped in Firm2 to cure hardware problems. Is there a relation between such problems and the observed anomalies, i.e., will the multipoles anomalies continue after the press revamping ?

A new campaign of special measurements is being started at Firm2.

<sup>3</sup> Measurements carried out by MTM personnel under the supervision of M. Buzio in July-August 2004.

<sup>4</sup> L. Bottura, S. Sanfilippo, private communication.

## Appendix B: collared coil assembly data

Table II: Magnet number, collared coil progressive number used in figures, and cross-section (data available on September 3 2004) for Firm1.

Magnet name	Prog. Number	X-section	Magnet name	Prog. Number	X-section	Magnet name	Prog. Number	X-section
1001	1	1	1071	214	3	1142	431	2
1002	2	1	1072	238	3	1143	440	3
1003	5	1	1073	239	3	1144	449	3
1004	8	1	1074	218	3	1146	446	3
1005	9	1	1075	221	3	1147	466	3
1006	12	1	1076	248	3	1148	456	3
1007	15	1	1077	225	3	1149	470	3
1008	16	1	1078	235	3	1150	459	3
1009	19	1	1079	233	3	1151	490	3
1010	21	1	1081	244	3	1152	495	3
1011	22	1	1082	252	3	1155	503	3
1012	23	1	1083	259	3	1156	506	3
1013	29	2	1084	255	3	1157	508	3
1014	31	2	1085	262	3			
1015	32	1	1086	265	3			
1016	35	2	1087	268	3			
1017	38	2	1088	269	3			
1018	39	2	1089	275	3			
1019	40	2	1090	277	3			
1020	64	2	1091	279	3			
1021	42	2	1092	278	3			
1022	47	2	1093	287	3			
1023	49	2	1094	290	3			
1024	50	2	1095	291	3			
1025	51	2	1096	298	3			
1026	46	2	1097	308	3			
1027	54	2	1098	302	3			
1028	55	2	1099	316	3			
1029	58	2	1100	314	3			
1030	65	2	1101	325	3			
1031	66	2	1102	357	3			
1032	70	2	1103	493	3			
1033	73	2	1104	319	3			
1034	75	2	1105	326	3			
1035	79	2	1106	343	3			
1036	82	2	1107	359	3			
1037	86	2	1108	376	3			
1038	88	2	1109	338	3			
1039	97	2	1110	320	3			
1040	102	2	1111	333	3			
1041	99	2	1112	339	3			
1042	106	2	1113	330	3			
1043	186	2	1114	340	3			
1044	121	2	1115	349	3			
1045	94	2	1116	348	3			
1046	104	2	1117	351	3			
1047	109	2	1118	363	3			
1048	158	2	1119	354	3			
1049	112	2	1120	367	3			
1050	114	2	1121	371	3			
1051	154	2	1122	378	3			
1052	124	2	1123	374	3			
1053	153	2	1124	368	3			
1054	162	2	1125	385	3			
1055	133	2	1126	383	3			
1056	181	2	1129	417	3			
1057	128	2	1130	396	3			
1058	165	2	1131	399	3			
1059	151	2	1132	408	3			
1060	166	2	1133	404	2			
1061	170	3	1134	458	2			
1062	188	2	1135	416	2			
1063	176	3	1136	422	2			
1064	180	3	1137	425	2			
1065	242	3	1138	426	2			
1066	189	2	1139	439	2			
1067	211	3	1140	433	2			
1068	194	2						
1069	204	3						
1070	199	3						

Table III: Magnet number, collared coil progressive number used in figures, and cross-section (data available on September 3 2004) for Firm2.

Magnet name	Prog. Number	X-section	Magnet name	Prog. Number	X-section
2001	3	1	2071	315	3
2002	11	1	2072	276	3
2003	7	1	2073	297	3
2004	20	1	2074	321	3
2005	14	1	2075	352	3
2006	30	1	2076	346	3
2007	27	1	2077	328	3
2008	26	1	2078	329	3
2009	34	1	2079	364	3
2010	33	1	2080	366	3
2011	56	1	2081	309	3
2012	37	2	2082	345	3
2013	36	2	2083	369	3
2014	41	2	2084	392	3
2015	61	2	2085	402	3
2016	48	2	2086	400	3
2017	52	2	2087	401	3
2018	53	2	2088	391	3
2019	59	2	2089	406	3
2020	62	2	2090	410	3
2021	67	2	2091	412	3
2022	68	2	2092	453	3
2024	126	2	2093	451	3
2025	77	2	2094	462	3
2026	83	2	2095	460	3
2027	85	2	2096	467	3
2028	90	2	2097	476	3
2029	91	2	2099	484	3
2030	96	2	2100	481	3
2031	100	2	2101	424	3
2032	105	3	2102	474	3
2033	131	2	2103	457	3
2034	117	2	2104	442	3
2035	130	3	2105	437	3
2036	115	2	2106	434	3
2037	122	2	2107	443	3
2038	137	2	2108	430	3
2039	141	2	2109	485	3
2040	145	3	2523	76	2
2041	139	2			
2042	135	2			
2043	147	3			
2044	159	2			
2045	201	3			
2046	253	3			
2047	232	3			
2048	161	2			
2049	190	3			
2050	177	2			
2051	247	3			
2052	169	2			
2053	178	3			
2054	173	3			
2055	191	3			
2056	209	2			
2057	192	3			
2058	197	3			
2059	231	3			
2060	260	3			
2061	205	3			
2062	230	3			
2063	289	3			
2064	266	3			
2065	336	3			
2066	274	3			
2067	322	3			
2068	356	3			
2069	293	3			
2070	318	3			



Table IV: Magnet number, collared coil progressive number used in figures, and cross-section (data available on September 3 2004) for Firm3.

Magnet name	Prog. Number	X-section	Magnet name	Prog. Number	X-section	Magnet name	Prog. Number	X-section	Magnet name	Prog. Number	X-section
3001	4	1	3071	179	2	3141	299	3	3211	441	3
3002	6	1	3072	168	2	3142	300	3	3212	444	3
3003	10	1	3073	171	2	3143	301	3	3213	448	3
3005	17	1	3074	172	2	3144	303	3	3214	445	3
3006	18	1	3075	174	3	3145	306	3	3216	447	3
3007	24	1	3076	175	2	3146	421	3	3217	450	3
3008	25	1	3077	200	3	3147	311	3	3218	452	3
3009	28	1	3078	184	3	3148	310	3	3219	454	3
3010	57	1	3079	183	3	3149	317	3	3220	455	3
3011	43	1	3080	182	3	3150	331	3	3221	461	3
3012	44	2	3081	195	3	3151	332	3	3222	464	3
3013	45	2	3082	213	3	3152	360	3	3223	463	3
3014	60	2	3083	185	3	3153	313	3	3224	465	3
3015	63	2	3084	193	3	3154	350	3	3225	468	3
3016	69	2	3085	196	3	3155	324	3	3226	469	3
3017	72	2	3086	198	3	3156	323	3	3227	471	3
3018	71	2	3087	207	3	3157	337	3	3228	473	3
3019	74	2	3088	208	3	3158	342	3	3229	472	3
3020	80	2	3089	210	3	3159	427	3	3230	475	3
3021	78	2	3090	212	3	3160	327	3	3231	477	3
3022	81	2	3091	215	3	3161	334	3	3232	478	3
3023	84	2	3092	216	3	3162	344	3	3233	479	3
3024	87	2	3093	217	3	3163	335	3	3234	480	3
3025	89	2	3094	219	3	3164	341	3	3235	482	3
3026	108	2	3095	220	3	3165	353	3	3236	483	3
3027	92	2	3096	222	3	3166	355	3	3237	486	3
3028	93	2	3097	224	3	3167	358	3	3238	487	3
3029	95	2	3098	223	3	3168	362	3	3239	488	3
3030	98	2	3099	226	3	3169	423	3	3240	491	3
3031	202	3	3100	227	3	3170	365	3	3241	494	3
3032	203	3	3101	228	3	3171	361	3	3243	497	3
3033	206	3	3102	307	3	3172	370	3	3244	498	3
3034	101	2	3103	229	3	3173	373	3	3245	499	3
3035	347	3	3104	234	3	3174	379	3	3246	500	3
3036	103	2	3105	236	3	3175	372	3	3247	501	3
3037	107	2	3106	237	3	3176	380	3	3248	502	3
3038	111	2	3107	240	3	3177	375	3	3249	504	3
3039	113	2	3108	241	3	3178	377	3	3250	505	3
3040	187	3	3109	243	3	3179	382	3	3251	507	3
3041	110	2	3110	245	3	3180	381	3	3252	509	3
3042	116	2	3111	246	3	3181	384	3	3504	13	1
3043	119	2	3112	249	3	3182	389	3			
3044	118	2	3113	250	3	3183	386	3			
3045	120	2	3114	251	3	3184	390	3			
3046	123	2	3115	254	3	3185	387	3			
3047	125	2	3116	256	3	3186	394	3			
3048	127	2	3117	257	3	3187	393	3			
3049	129	2	3118	258	3	3188	489	3			
3050	132	2	3119	261	3	3189	395	3			
3051	134	2	3120	263	3	3190	397	3			
3052	136	2	3121	264	3	3191	398	3			
3053	138	2	3122	267	3	3192	405	3			
3054	140	2	3123	273	3	3193	407	3			
3055	142	2	3124	272	3	3194	409	3			
3056	143	3	3125	270	3	3195	411	3			
3057	144	2	3126	271	3	3196	413	3			
3058	146	2	3127	280	3	3197	414	3			
3059	148	3	3128	281	3	3198	415	3			
3060	149	3	3129	282	3	3199	418	3			
3061	150	2	3130	283	3	3200	492	3			
3062	152	2	3131	284	3	3201	419	3			
3063	155	2	3132	285	3	3202	420	3			
3064	156	2	3133	286	3	3203	428	3			
3065	157	2	3134	288	3	3204	496	3			
3066	160	2	3135	295	3	3205	429	3			
3067	312	3	3136	292	3	3206	435	3			
3068	163	2	3137	296	3	3207	403	3			
3069	164	2	3138	305	3	3208	432	3			
3070	167	2	3139	304	3	3209	436	3			
			3140	294	3	3210	438	3			